



**TEXAS GAS SERVICE COMPANY, A DIVISION OF ONE GAS, INC.  
TEST YEAR 2023 GAS RELIABILITY INFRASTRUCTURE PROGRAM  
INTERIM RATE ADJUSTMENT - WEST NORTH SERVICE AREA**

**TABLE OF CONTENTS**

Cover Letter .....	
Interim Rate Adjustment Pleading .....	
Interim Rate Adjustment Application .....	A
Annual Earnings Monitoring Report .....	B
Electronic Documents .....	C



Judy Hitchye  
1301 S. Mopac, Suite 400  
Austin, TX 78746  
512-370-8229  
judy.hitchye@onegas.com

March 8, 2024

***Via UPS***

Ms. Kari French Director – Oversight and Safety Division  
Railroad Commission of Texas  
1701 N. Congress Ave., 9th Floor  
Austin, Texas 78701

Re: Gas Utilities Case No. 00016546; *Texas Gas Service Company, a Division of ONE Gas, Inc.'s Test Year 2023 Gas Reliability Infrastructure Program Interim Rate Adjustment for the Unincorporated Areas of the West North Service Area*

Dear Ms. French:

Enclosed is Texas Gas Service Company, a Division of ONE Gas, Inc.'s Test Year 2023 Gas Reliability Infrastructure Program Interim Rate Adjustment filing for the Unincorporated Areas of the West North Service Area.

The filing has also been submitted to the Railroad Commission of Texas' Case Administration Service Electronic System.

Thank you for your attention to this matter. Please do not hesitate to contact me if you have any questions.

Best regards,

Judy Hitchye

Enclosures

cc: Sarah Montoya-Foglesong

**GAS UTILITIES CASE NO. 00016546**

<b>TEXAS GAS SERVICE COMPANY, A</b>	<b>§</b>	
<b>DIVISION OF ONE GAS, INC.’S TEST</b>	<b>§</b>	<b>BEFORE THE</b>
<b>YEAR 2023 GAS RELIABILITY</b>	<b>§</b>	
<b>INFRASTRUCTURE PROGRAM INTERIM</b>	<b>§</b>	<b>RAILROAD COMMISSION</b>
<b>RATE ADJUSTMENT FOR THE</b>	<b>§</b>	
<b>UNINCORPORATED AREAS OF THE</b>	<b>§</b>	<b>OF TEXAS</b>
<b>WEST NORTH SERVICE AREA</b>	<b>§</b>	

**TEXAS GAS SERVICE COMPANY, A DIVISION OF ONE GAS, INC.’S  
TEST YEAR 2023 GAS RELIABILITY INFRASTRUCTURE PROGRAM  
INTERIM RATE ADJUSTMENT FOR THE UNINCORPORATED AREAS  
OF THE WEST NORTH SERVICE AREA**

TO THE HONORABLE COMMISSION:

COMES NOW Texas Gas Service Company, a Division of ONE Gas, Inc., (“TGS” or the “Company”), and, in accordance with Section 104.301 of the Texas Utilities Code and Railroad Commission Rule 7.7101, files its Test Year 2023 Gas Reliability Infrastructure Program Interim Rate Adjustment (“IRA”) for the unincorporated areas of the Company’s West North Service Area (“WNSA”), and respectfully shows as follows:

**I. INTRODUCTION**

On January 18, 2023, the Commission approved the Final Order in Case No. 9896, establishing new rates for the environs areas of the WNSA. The test year in that case ended December 31, 2021. This filing represents the first IRA for the WNSA environs since the rate case and includes capital investment made in calendar year 2023.

The WNSA includes the incorporated areas and environs of Aledo, Andrews, Anthony, Barstow, Borger, Breckenridge, Bryson, Clint, Crane, Dell City, El Paso, Graford, Graham, Horizon City, Hudson Oaks, Jacksboro, McCamey, Millsap, Mineral Wells, Monahans, Pecos, Pyote, San Elizario, Skellytown, Socorro, Thorntonville, Vinton, Weatherford, Wickett, Willow Park and Wink, Texas and the unincorporated towns of Canutillo, Fabens, Jermyn, Palo Pinto, Perrin, Possum Kingdom, Punkin Center, and Whitt, Texas. The Company serves approximately 28,499 residential, 1,229 commercial, 149 public authority, 4 industrial, and 4 industrial transportation customers in the unincorporated areas of the WNSA.

By this filing, the Company seeks approval from the Commission to recover from its WNSA unincorporated customers \$799,144, which represents the unincorporated share of the 2023 IRA calculated for the WNSA as a whole.

The average increase that each customer class will experience, including gas cost, excluding revenue-related fees and taxes, is shown in the table below. Pursuant to applicable law, the Company proposes that the change in rates become effective on May 11, 2024.

<b>Customer Class</b>	<b>Current Customer Charge</b>	<b>Proposed Customer Charge</b>	<b>Current Average Bill*</b>	<b>Proposed Average Bill*</b>	<b>Change in Average Bill*</b>	<b>% Change in Average Bill*</b>
<b>Gas Sales</b>						
Residential - Small Average Usage of 2.4 Mcf*	\$18.13	\$20.05	\$45.26	\$47.18	\$1.92	4.24%
Residential - Large Average Usage of 5.5 Mcf*	\$34.63	\$36.55	\$72.06	\$73.98	\$1.92	2.66%
Commercial Average Usage of 22.5 Mcf*	\$80.36	\$86.63	\$250.85	\$257.12	\$6.27	2.50%
Industrial Average Usage of 281.3 Mcf*	\$980.92	\$1,138.14	\$3,171.33	\$3,328.55	\$157.22	4.96%
Public Authority Average Usage of 66.2 Mcf*	\$215.75	\$234.75	\$744.64	\$763.64	\$19.00	2.55%
Electrical Cogeneration	No Customers					
Compressed Natural Gas	No Customers					
<b>Transportation</b>						
Commercial Average Usage of 2,799.1 Mcf*	\$505.36	\$511.63	\$3,134.83	\$3,141.10	\$6.27	0.20%
Industrial Average Usage of 3,645.0 Mcf*	\$1,180.92	\$1,338.14	\$5,367.57	\$5,524.79	\$157.22	2.93%
Public Authority Average Usage of 6,314.5 Mcf*	\$515.75	\$534.75	\$9,047.27	\$9,066.27	\$19.00	0.21%
Electrical Cogeneration Average Usage of 9,327.8 Mcf*	\$705.36	\$711.63	\$3,794.41	\$3,800.68	\$6.27	0.17%
Compressed Natural Gas Average Usage of 11,333.8 Mcf*	\$979.23	\$1,660.47	\$10,775.03	\$11,456.27	\$681.24	6.32%

\*Average bill usage per Case No. 9896. Average bills exclude revenue-related taxes and include cost of gas (except transportation). The 2023 cost of gas 12-month average is \$6.64 per Mcf.

## II. BUSINESS ADDRESS

The Company's business address and telephone number are:

Texas Gas Service Company, a Division of ONE Gas, Inc.  
1301 South MoPac Expressway, Suite 400  
Austin, Texas 78746  
1-800-700-2443

### **III. AUTHORIZED REPRESENTATIVES**

The Company's authorized representatives for service of all pleadings and other documents are:

Marie Michels  
Manager, Rates and Regulatory  
1301 South MoPac, Suite 400  
Austin, Texas 78746  
(512) 370-8264  
[Marie.Michels@onegas.com](mailto:Marie.Michels@onegas.com)

Judy Hitchye  
Managing Attorney  
1301 South MoPac, Suite 400  
Austin, Texas 78746  
(512) 370-8229  
[Judy.Hitchye@onegas.com](mailto:Judy.Hitchye@onegas.com)

General inquiries concerning this Petition should be directed to Mrs. Michels and Mrs. Hitchye at the above-stated addresses and telephone numbers. All pleadings, motions, orders, and other documents filed in this proceeding should be served on the Authorized Representatives at the above-stated addresses.

### **IV. CONTENTS OF FILING**

The Company has enclosed the following for review:

Attachment A: Interim Rate Adjustment Application – Railroad Commission Report Forms IRA-1 through IRA-23. IRA forms have been modified slightly to incorporate TGS Division and Corporate investment.

Attachment B: Earnings Report – Railroad Commission Report Form

Attachment C: Electric Documents

### **V. NOTICE AND REQUEST FOR APPROVAL**

The Company will provide notice of this proceeding to affected customers via bill inserts and/or direct mail within 45 days after the filing in accordance with Texas Utilities Code Section 104.301 and Railroad Commission Rule 7.7101. A copy of the proposed notice is included in

Attachment A, behind IRA-2. TGS requests that the Commission approve its proposed form of notice prior to the Company initiating the notice process.

WHEREFORE, PREMISES CONSIDERED, the Company respectfully requests that the Railroad Commission approve, for the unincorporated areas of the West North Service Area, the Test Year 2023 Gas Reliability Infrastructure Program Interim Rate Adjustment tariffs attached hereto, and for such further relief to which the Company may show itself to be justly entitled.



By: \_\_\_\_\_

Judy Hitchye  
State Bar No. 24074443  
Texas Gas Service Company  
1301 South MoPac, Suite 400  
Austin, Texas 78746  
(512) 370-8229  
(512) 370-8400 (fax)  
Stephanie.Houle@onegas.com

**ATTORNEY FOR  
TEXAS GAS SERVICE COMPANY,  
A DIVISION OF ONE GAS, INC.**

**TEST YEAR 2023 WNSA ENVIRONS**

**GRIP**

**IRA SCHEDULES**



**Interim Rate Adjustment Application**

**of**

**Texas Gas Service Company, a Division of ONE Gas, Inc. - West North Service Area**

**to the**

**Railroad Commission of Texas**

**for the**

**12 Month Period Ending December 31, 2023**

This is an original submission.

Date of Submission: 3/8/2024



**Texas Gas Service Company, a Division of ONE Gas, Inc. - West North Service Area**  
**Interim Rate Adjustment Application**  
**12 Month Period Ending December 31, 2023**  
**Table of Contents**

<b>Tab Reference</b>	<b>Schedule Description</b>
IRA-1	General Information
IRA-2	Notice
IRA-3	Rate Schedules
IRA-4	Bill Comparisons
IRA-5	Interim Rate Adjustment Summary
IRA-6	Direct Initial Plant
IRA-6a	Direct Initial Plant - Fort Bliss
IRA-7	Direct Current Plant
IRA-7a	Direct Current Plant - Fort Bliss
IRA-8	Direct Incremental Plant
IRA-8a	Direct Incremental Plant - Fort Bliss
IRA-9a	Division Initial Plant
IRA-9b	Corporate Initial Plant
IRA-10	Division Current Plant
IRA-10b	Corporate Current Plant
IRA-11	Division Incremental Plant
IRA-11b	Corporate Incremental Plant
IRA-12	Direct Additions Project Report
IRA-13	Direct Retirements Project Report
IRA-14a	Division Additions Project Report
IRA-14b	Corporate Additions Project Report
IRA-15a	Allocated Retirements Project Report- Division
IRA-15b	Allocated Retirements Project Report- Corporate
IRA-16	Direct Additions Detail
IRA-16a	Direct Additions Detail - Fort Bliss
IRA-17	Direct Retirements Detail
IRA-17a	Direct Retirements Detail - Fort Bliss
IRA-18a	Division Additions Detail
IRA-18b	Corporate Additions Detail
IRA-19a	Division Retirements Detail
IRA-19b	Corporate Retirements Detail
IRA-20	Federal Income Taxes
IRA-21	Ad Valorem and Other Taxes
IRA-22	Footnotes Page
IRA-23	Signature Page

**Texas Gas Service Company, a Division of ONE Gas, Inc. - West North Service Area**  
**Interim Rate Adjustment Application**  
**12 Month Period Ending December 31, 2023**  
**General Information**

1 Provide the exact name of the utility.  
 Texas Gas Service Company, a Division of ONE Gas, Inc. - West North Service Area

2 Provide the date when the utility was originally organized.  
 Texas Gas Service Company, a Division of ONEOK, Inc. was organized on 1/1/2003. ONE Gas became the successor in interest to the utility assets of ONEOK, Inc. effective January 31, 2014.

3 Describe any change in the utility name. Include the effective date of the change and state in which the change took effect.  
 Texas Gas Service Company is now a division of ONE Gas, Inc. effective January 31, 2014.

4 Provide the name, title, phone number, email address, and office address for the Company representative to whom correspondence should be addressed concerning this report.

Name: Marie Michels  
 Title: Manager, Rates and Regulatory  
 Address: 1301 S. MoPac Expressway  
 Ste. 400  
 Austin, TX 78746  
 Phone: 512-370-8264  
 Email: Marie.Michels@onegas.com

5 Provide the name, title, phone number, email address, and office address of any other individual designated by the utility to answer questions regarding this report (optional).

Name: Judy Hitchye  
 Title: Managing Attorney  
 Address: 1301 S. MoPac Expressway  
 Ste. 400  
 Austin, TX 78746  
 Phone: 512-370-8273  
 Email: Judy.Hitchye@onegas.com

6 Provide the address for the office where the Company's records are kept.  
 Texas Gas Service Company Division Office  
 1301 S. MoPac Expressway  
 Ste. 400  
 Austin, TX 78746

7 This rate adjustment will impact the:  
 Monthly Customer Charge

8 How many months are included in the filing period?  
 12

9 In what year does the test period end?  
 2023

10 What is the test period ending date for the prior filing? MM/DD/YYYY (Either a rate case or IRA)

Month (MM)	12
Day (DD)	31
Year (YYYY)	2022

11 What is the submission date for this filing?  
 March 8, 2024

12 Is this an original or a revised submission? (Enter either 'an original' or 'a revised' below.)  
 an original

13 In what case were current rates set? Provide the case number only.  
 12849

14 Enter the case number for the most recent rate case in which rates were set in this service area.  
 9896

15 What is the cost of gas per MCF used in calculating average bills for IRA-4?  
 \$6.64

16 What Federal Income Tax rate was approved in the most recent rate case for this service area?  
 21.0%

17 What is the ad valorem tax rate based on the most recent rate case?  
 1.0878 % TGS is showing the ad valorem tax rate based on this rate filing and has used this rate to calculate the current ad valorem tax.

18 Complete the following weighted average cost of capital table using factors set in the most recent rate case for this service area:

	Capital Structure	Cost	Weighted Cost
Common Equity	59.74%	9.60%	5.7300%
Debt	40.26%	4.09%	1.6500%
Total	100.00%	13.69%	7.3800%

19 If this is a revised application, identify each schedule number, line number, and column designation where revised input data appears.

Schedule	Column(s)	Line(s) or Line Description
N/A		

**Texas Gas Service Company, a Division of ONE Gas, Inc. - West North Service Area**  
**Interim Rate Adjustment Application**  
**12 Month Period Ending December 31, 2023**  
**Notice**

1. Attach the Company's proposed Notice. - **See attached proposed notice.**
2. Please also provide an electronic copy of the proposed Notice in Microsoft Word with the filing. - **See accompanying flash drive.**
3. Attach an affidavit that Notice has been or will be provided by direct mail or bill insert and include the date notice was or will be provided. - **See attached affidavit.**

**CUSTOMER NOTICE OF INTERIM RATE ADJUSTMENT  
WNSA INCORPORATED AND ENVIRONS IRA FILED MARCH 8, 2024**

Pursuant to Texas Utilities Code Section 104.301, Texas Gas Service Company, a Division of ONE Gas, Inc., (the "Company"), filed an application for an Interim Rate Adjustment with the Railroad Commission of Texas and municipal regulatory authorities on March 8, 2024. This proposed Interim Rate Adjustment applies to the West North Service Area ("WNSA") incorporated and environs areas of Aledo, Andrews, Anthony, Barstow, Borger, Breckenridge, Bryson, Clint, Crane, Dell City, El Paso, Graford, Graham, Horizon City, Hudson Oaks, Jacksboro, McCamey, Millsap, Mineral Wells, Monahans, Pecos, Pyote, San Elizario, Skellytown, Socorro, Thorntonville, Vinton, Weatherford, Wickett, Willow Park, and Wink, Texas and the environs of Canutillo, Fabens, Jermyn, Palo Pinto, Perrin, Possum Kingdom, Punkin Center, and Whitt, Texas, and provides for the recovery of additional capital investment incurred from January 1, 2023 through December 31, 2023. The request is for capital investment not included in any previous rate case or rates for service and is subject to refund.

The Company proposes to increase the customer charge used to calculate the customer's monthly bill by the amount listed below. The proposed Interim Rate Adjustment effective date is May 11, 2024.

**TABLE 1**

<b>Rate Schedule</b>	<b>Current Customer Charge</b>	<b>Proposed 2022 Interim Rate Adjustment</b>	<b>Proposed Monthly Customer Charge</b>
Residential - Small	\$18.13	\$1.92	\$20.05
Residential - Large	\$34.63	\$1.92	\$36.55
Commercial	\$80.36	\$6.27	\$86.63
Industrial	\$980.92	\$157.22	\$1,138.14
Public Authority	\$215.75	\$19.00	\$234.75
Electrical Cogeneration	\$705.36	\$6.27	\$711.63
Compressed Natural Gas	\$679.23	\$681.24	\$1,360.47
Transportation - Commercial	\$505.36	\$6.27	\$511.63
Transportation - Industrial	\$1,180.92	\$157.22	\$1,338.14
Transportation - Public Authority	\$515.75	\$19.00	\$534.75
Transportation - Electric Cogeneration	\$705.36	\$6.27	\$711.63
Transportation - Compressed Natural Gas	\$979.23	\$681.24	\$1,660.47

\*Average bill usage per Case No. 9896 filing. Average bills exclude revenue-related taxes and include cost of gas (except transportation). The 2023 cost of gas 12-month average is \$6.64 per Mcf.

Persons with questions or who want more information about this filing may contact Texas Gas Service at 1-800-700-2443. A copy of the filing will be available for inspection during normal business hours at TGS's offices at 4600 Pollard St., El Paso, Texas 79930; 315 E. 4th St., Monahans, Texas 79756; 1525 Texas Dr., Weatherford, Texas 76086; and 712 N. Florida, Borger, Texas 79008 or on TGS's website at <https://www.texasgasservice.com/rateinformation/westnorth>.

Any affected person within the environs may file written comments or a protest concerning this proposed Interim Rate Adjustment with Gas Services, Market Oversight Section, Railroad Commission of Texas, PO Box 12967, Austin, Texas 78711-2967. Please reference Case No. 00016546 in your written comment or protest. Any affected person within an incorporated area may contact his or her city council.

Las personas que tengan preguntas o que deseen más información sobre esta presentación pueden comunicarse con Texas Gas Service al 1-800-700-2443. Una copia de la presentación estará disponible para inspección durante las horas normales de oficina en la oficina de Texas Gas Service en 4600 Pollard St., El Paso, Texas 79930; 315 E. 4th St., Monahans, Texas 79756; 1525 Texas Dr., Weatherford, Texas 76086; y 712 N. Florida, Borger, Texas 79008 o en el sitio web de Texas Gas Service en <https://www.texasgasservice.com/rateinformation/westnorth>.

Cualquier persona afectada dentro de los alrededores puede presentar comentarios por escrito o una protesta relacionada con esta propuesta de Ajuste de tarifa provisional con servicio de gas, Sección de Supervisión del Mercado, Comisión de Ferrocarriles de Texas, PO Box 12967, Austin, Texas 78711-2967. Ingrese el número del caso. 00016546 en su comentario o protesta por escrito. Cualquier persona afectada dentro de un área incorporada puede ponerse en contacto con su concejo municipal.

GAS UTILITIES CASE NO. 00016546

TEXAS GAS SERVICE COMPANY, A  
DIVISION OF ONE GAS, INC.'S TEST YEAR  
2023 GAS RELIABILITY INFRASTRUCTURE  
PROGRAM INTERIM RATE ADJUSTMENT  
FOR THE UNINCORPORATED AREAS OF  
THE WEST NORTH SERVICE AREA

§  
§  
§  
§  
§

BEFORE THE  
RAILROAD COMMISSION  
OF TEXAS

AFFIDAVIT


STATE OF TEXAS §  
§  
COUNTY OF TRAVIS §


BEFORE ME, the undersigned authority, on this day personally appeared Marie Michels, who being by me duly sworn, deposed as follows:

1. My name is Marie Michels. I am over twenty-one (21) years of age, of sound mind, capable of making this affidavit, and personally acquainted with the facts herein stated.
2. I am employed as a Manager of Rates and Regulatory for Texas Gas Service Company, a Division of ONE Gas, Inc. ("TGS").
3. TGS is a provider of natural gas utility service to customers located within the West North Service Area environs of Aledo, Andrews, Anthony, Barstow, Borger, Breckenridge, Bryson, Canutillo, Clint, Crane, Dell City, El Paso, Fabens, Graford, Graham, Horizon City, Hudson Oaks, Jacksboro, Jermyn, McCamey, Millsap, Mineral Wells, Monahans, Palo Pinto, Pecos, Perrin, Possum Kingdom, Punkin Center, Pyote, San Elizario, Skellytown, Socorro, Thorntonville, Vinton, Weatherford, Whitt, Wickett, Willow Park and Wink, Texas ("WNSA Environs").
4. A copy of the notice attached hereto will be provided to each TGS customer within the WNSA Environs by direct mail and/or bill insert following Commission approval of the form of notice and will be completed within 45 days of the filing date, fulfilling the requirements under Section 104.301(a) of the Texas Utilities Code.

  
\_\_\_\_\_  
Marie Michels

SWORN TO AND SUBSCRIBED before me on the 29<sup>th</sup> day of February, 2024.



  
\_\_\_\_\_  
Notary Public, State of Texas

**Texas Gas Service Company, a Division of ONE Gas, Inc. - West North Service Area**  
**Interim Rate Adjustment Application**  
**12 Month Period Ending December 31, 2023**  
**Rate Schedules**

1. Attach the Company's proposed rate schedules. - See the attached proposed rate schedules.
2. Please also provide clean and redlined electronic copies of the proposed rate schedules in Microsoft Word with the filing.  
- See accompanying flash drive.

Proposed Implementation Date: 5/11/2024

Filing Date	3/8/2024
Days	64
Implement Date	5/11/2024

## LARGE RESIDENTIAL SERVICE RATE

### APPLICABILITY

Applicable to a large residential customer or builder in a single dwelling, or in a dwelling unit of a multiple dwelling or residential apartment, for domestic purposes. A residential consumer includes an individually-metered residential unit or dwelling that is operated by a public housing agency acting as an administrator of public housing programs under the direction of the U.S. Department of Housing and Urban Development and builders prior to sale or re-sale of a property for domestic purposes.

### TERRITORY

Environs of the West-North Service Area, which includes the unincorporated areas of Aledo, Andrews, Anthony, Barstow, Borger, Breckenridge, Bryson, Canutillo, Clint, Crane, Dell City, El Paso, Fabens, Graford, Graham, Horizon City, Hudson Oaks, Jacksboro, Jermyn, McCamey, Millsap, Mineral Wells, Monahans, Palo Pinto, Pecos, Perrin, Possum Kingdom, Punkin Center, Pyote, San Elizario, Skellytown, Socorro, Thorntonville, Vinton, Weatherford, Whitt, Wickett, Willow Park and Wink, Texas.

### COST OF SERVICE RATE

During each monthly billing period:

A customer charge per meter per month of Interim Rate Adjustment (IRA)	\$33.00 plus <u>\$3.55 per month (Footnote 1)</u>
Total Customer Charge	\$36.55 per month
All Ccf per monthly billing period @	\$0.01668 per Ccf

The Company will initially assign each Customer to the rate schedule that is the most economical based on the annual normalized volume at the Customer's service location for the prior twelve (12)-month period. An anticipated annual normalized usage level assessment will be conducted on each new service and for existing service that has less than twelve (12) months of service. The results of this assessment will decide the initial rate assignment:

Annual Normalized Volume Less than 440 Ccf	Small Residential, Rate Schedule 1Z
Annual Normalized Volume 440 Ccf or Greater	Large Residential, Rate Schedule 1Y

The Company will allow customers to elect service on a different rate schedule, provided that the customer must remain on the alternative rate schedule for a period of no less than twelve (12) months. Rate Schedule changes will be effective with the Customer's next scheduled bill.

### OTHER ADJUSTMENTS

Cost of Gas Component: The basic rates for cost of service set forth above shall be increased by the amount of the Cost of Gas Component for the billing month computed in accordance with provisions of the Cost of Gas Clause, Rate Schedule 1-ENV.

**LARGE RESIDENTIAL SERVICE RATE (Continued)**

Pipeline Integrity Testing Rider: The billing shall reflect adjustments in accordance with provisions of the Pipeline Integrity Testing Rider, Rate Schedules PIT and PIT-Rider, if applicable.

Pipeline Safety and Regulatory Program Fees: The billing shall reflect adjustments in accordance with provisions of the Pipeline Safety and Regulatory Program Fees Rider, Rate Schedule PSF.

Rate Case Expense Surcharge Rider: The billing shall reflect adjustments in accordance with provisions of the Rate Case Expense Surcharge Rider, Rate Schedule RCE-ENV.

Taxes: Plus applicable taxes and fees related to above.

Weather Normalization Adjustment: The billing shall reflect adjustments in accordance with provisions of the Weather Normalization Adjustment Clause, Rate Schedule WNA.

Winter Storm Uri Surcharge Rider: The billing shall reflect adjustments in accordance with provisions of the Winter Storm Uri Surcharge Rider, Rate Schedule URI-Rider, if applicable.

**CONDITIONS**

Subject to all applicable laws and orders, and the Company's rules and regulations on file with the regulatory authority.

Footnote 1: 2022 IRA - \$1.63 (Case No. 00012849); 2023 IRA - \$1.92 (Case No. 00016546)



**LARGE RESIDENTIAL SERVICE RATE**

**APPLICABILITY**

Applicable to a large residential customer or builder in a single dwelling, or in a dwelling unit of a multiple dwelling or residential apartment, for domestic purposes. A residential consumer includes an individually-metered residential unit or dwelling that is operated by a public housing agency acting as an administrator of public housing programs under the direction of the U.S. Department of Housing and Urban Development and builders prior to sale or re-sale of a property for domestic purposes.

**TERRITORY**

Environs of the West-North Service Area, which includes the unincorporated areas of Aledo, Andrews, Anthony, Barstow, Borger, Breckenridge, Bryson, Canutillo, Clint, Crane, Dell City, El Paso, Fabens, Graford, Graham, Horizon City, Hudson Oaks, Jacksboro, Jermyn, McCamey, Millsap, Mineral Wells, Monahans, Palo Pinto, Pecos, Perrin, Possum Kingdom, Punkin Center, Pyote, San Elizario, Skellytown, Socorro, Thorntonville, Vinton, Weatherford, Whitt, Wickett, Willow Park and Wink, Texas.

**COST OF SERVICE RATE**

During each monthly billing period:

A customer charge per meter per month of	\$33.00 plus
Interim Rate Adjustment (IRA)	<del>\$1.633.55</del> per month (Footnote 1)
Total Customer Charge	<del>\$34.6336.55</del> per month

All Ccf per monthly billing period @	\$0.01668 per Ccf
--------------------------------------	-------------------

The Company will initially assign each Customer to the rate schedule that is the most economical based on the annual normalized volume at the Customer’s service location for the prior twelve (12)-month period. An anticipated annual normalized usage level assessment will be conducted on each new service and for existing service that has less than twelve (12) months of service. The results of this assessment will decide the initial rate assignment:

Annual Normalized Volume Less than 440 Ccf	Small Residential, Rate Schedule 1Z
Annual Normalized Volume 440 Ccf or Greater	Large Residential, Rate Schedule 1Y

The Company will allow customers to elect service on a different rate schedule, provided that the customer must remain on the alternative rate schedule for a period of no less than twelve (12) months. Rate Schedule changes will be effective with the Customer’s next scheduled bill.

**OTHER ADJUSTMENTS**

**Cost of Gas Component:** The basic rates for cost of service set forth above shall be increased by the amount of the Cost of Gas Component for the billing month computed in accordance with provisions of the Cost of Gas Clause, Rate Schedule 1-ENV.

**LARGE RESIDENTIAL SERVICE RATE (Continued)**

Pipeline Integrity Testing Rider: The billing shall reflect adjustments in accordance with provisions of the Pipeline Integrity Testing Rider, Rate Schedules PIT and PIT-Rider, if applicable.

Pipeline Safety and Regulatory Program Fees: The billing shall reflect adjustments in accordance with provisions of the Pipeline Safety and Regulatory Program Fees Rider, Rate Schedule PSF.

Rate Case Expense Surcharge Rider: The billing shall reflect adjustments in accordance with provisions of the Rate Case Expense Surcharge Rider, Rate Schedule RCE-ENV.

Taxes: Plus applicable taxes and fees related to above.

Weather Normalization Adjustment: The billing shall reflect adjustments in accordance with provisions of the Weather Normalization Adjustment Clause, Rate Schedule WNA.

Winter Storm Uri Surcharge Rider: The billing shall reflect adjustments in accordance with provisions of the Winter Storm Uri Surcharge Rider, Rate Schedule URI-Rider, if applicable.

**CONDITIONS**

Subject to all applicable laws and orders, and the Company's rules and regulations on file with the regulatory authority.

Footnote 1: 2022 IRA - \$1.63 (Case No. 00012849); 2023 IRA - \$1.92 (Case No. 00016546)

**SMALL RESIDENTIAL SERVICE RATE**

**APPLICABILITY**

Applicable to a small residential customer or builder in a single dwelling, or in a dwelling unit of a multiple dwelling or residential apartment, for domestic purposes. A residential consumer includes an individually-metered residential unit or dwelling that is operated by a public housing agency acting as an administrator of public housing programs under the direction of the U.S. Department of Housing and Urban Development and builders prior to sale or re-sale of a property for domestic purposes.

**TERRITORY**

Environs of the West-North Service Area, which includes the unincorporated areas of Aledo, Andrews, Anthony, Barstow, Borger, Breckenridge, Bryson, Canutillo, Clint, Crane, Dell City, El Paso, Fabens, Graford, Graham, Horizon City, Hudson Oaks, Jacksboro, Jermyn, McCamey, Millsap, Mineral Wells, Monahans, Palo Pinto, Pecos, Perrin, Possum Kingdom, Punkin Center, Pyote, San Elizario, Skellytown, Socorro, Thorntonville, Vinton, Weatherford, Whitt, Wickett, Willow Park and Wink, Texas.

**COST OF SERVICE RATE**

During each monthly billing period:

A customer charge per meter per month of Interim Rate Adjustment (IRA)	\$16.50 plus <u>\$3.55 per month (Footnote 1)</u>
Total Customer Charge	\$20.05 per month
All Ccf per monthly billing period @	\$0.46668 per Ccf

The Company will initially assign each Customer to the rate schedule that is the most economical based on the annual normalized volume at the Customer's service location for the prior twelve (12)-month period. An anticipated annual normalized usage level assessment will be conducted on each new service and for existing service that has less than twelve (12) months of service. The results of this assessment will decide the initial rate assignment:

Annual Normalized Volume Less than 440 Ccf	Small Residential, Rate Schedule 1Z
Annual Normalized Volume 440 Ccf or Greater	Large Residential, Rate Schedule 1Y

The Company will allow customers to elect service on a different rate schedule, provided that the customer must remain on the alternative rate schedule for a period of no less than twelve (12) months. Rate Schedule changes will be effective with the Customer's next scheduled bill.

**SMALL RESIDENTIAL SERVICE RATE (Continued)**

**OTHER ADJUSTMENTS**

Cost of Gas Component: The basic rates for cost of service set forth above shall be increased by the amount of the Cost of Gas Component for the billing month computed in accordance with provisions of the Cost of Gas Clause, Rate Schedule 1-ENV.

Pipeline Integrity Testing Rider: The billing shall reflect adjustments in accordance with provisions of the Pipeline Integrity Testing Rider, Rate Schedules PIT and PIT-Rider, if applicable.

Pipeline Safety and Regulatory Program Fees: The billing shall reflect adjustments in accordance with provisions of the Pipeline Safety and Regulatory Program Fees Rider, Rate Schedule PSF.

Rate Case Expense Surcharge Rider: The billing shall reflect adjustments in accordance with provisions of the Rate Case Expense Surcharge Rider, Rate Schedule RCE-ENV.

Taxes: Plus applicable taxes and fees related to above.

Weather Normalization Adjustment: The billing shall reflect adjustments in accordance with provisions of the Weather Normalization Adjustment Clause, Rate Schedule WNA.

Winter Storm Uri Surcharge Rider: The billing shall reflect adjustments in accordance with provisions of the Winter Storm Uri Surcharge Rider, Rate Schedule URI-Rider, if applicable.

**CONDITIONS**

Subject to all applicable laws and orders, and the Company's rules and regulations on file with the regulatory authority.

Footnote 1: 2022 IRA - \$1.63 (Case No. 00012849); 2023 IRA - \$1.92 (Case No. 00016546)

**SMALL RESIDENTIAL SERVICE RATE**

**APPLICABILITY**

Applicable to a small residential customer or builder in a single dwelling, or in a dwelling unit of a multiple dwelling or residential apartment, for domestic purposes. A residential consumer includes an individually-metered residential unit or dwelling that is operated by a public housing agency acting as an administrator of public housing programs under the direction of the U.S. Department of Housing and Urban Development and builders prior to sale or re-sale of a property for domestic purposes.

**TERRITORY**

Environs of the West-North Service Area, which includes the unincorporated areas of Aledo, Andrews, Anthony, Barstow, Borger, Breckenridge, Bryson, Canutillo, Clint, Crane, Dell City, El Paso, Fabens, Graford, Graham, Horizon City, Hudson Oaks, Jacksboro, Jermyn, McCamey, Millsap, Mineral Wells, Monahans, Palo Pinto, Pecos, Perrin, Possum Kingdom, Punkin Center, Pyote, San Elizario, Skellytown, Socorro, Thorntonville, Vinton, Weatherford, Whitt, Wickett, Willow Park and Wink, Texas.

**COST OF SERVICE RATE**

During each monthly billing period:

A customer charge per meter per month of	\$16.50 plus
Interim Rate Adjustment (IRA)	<del>\$1.633.55</del> per month (Footnote 1)
Total Customer Charge	<del>\$18.13</del> <u>20.05</u> per month
All Ccf per monthly billing period @	\$0.46668 per Ccf

The Company will initially assign each Customer to the rate schedule that is the most economical based on the annual normalized volume at the Customer’s service location for the prior twelve (12)-month period. An anticipated annual normalized usage level assessment will be conducted on each new service and for existing service that has less than twelve (12) months of service. The results of this assessment will decide the initial rate assignment:

Annual Normalized Volume Less than 440 Ccf	Small Residential, Rate Schedule 1Z
Annual Normalized Volume 440 Ccf or Greater	Large Residential, Rate Schedule 1Y

The Company will allow customers to elect service on a different rate schedule, provided that the customer must remain on the alternative rate schedule for a period of no less than twelve (12) months. Rate Schedule changes will be effective with the Customer’s next scheduled bill.

**SMALL RESIDENTIAL SERVICE RATE (Continued)**

**OTHER ADJUSTMENTS**

Cost of Gas Component: The basic rates for cost of service set forth above shall be increased by the amount of the Cost of Gas Component for the billing month computed in accordance with provisions of the Cost of Gas Clause, Rate Schedule 1-ENV.

Pipeline Integrity Testing Rider: The billing shall reflect adjustments in accordance with provisions of the Pipeline Integrity Testing Rider, Rate Schedules PIT and PIT-Rider, if applicable.

Pipeline Safety and Regulatory Program Fees: The billing shall reflect adjustments in accordance with provisions of the Pipeline Safety and Regulatory Program Fees Rider, Rate Schedule PSF.

Rate Case Expense Surcharge Rider: The billing shall reflect adjustments in accordance with provisions of the Rate Case Expense Surcharge Rider, Rate Schedule RCE-ENV.

Taxes: Plus applicable taxes and fees related to above.

Weather Normalization Adjustment: The billing shall reflect adjustments in accordance with provisions of the Weather Normalization Adjustment Clause, Rate Schedule WNA.

Winter Storm Uri Surcharge Rider: The billing shall reflect adjustments in accordance with provisions of the Winter Storm Uri Surcharge Rider, Rate Schedule URI-Rider, if applicable.

**CONDITIONS**

Subject to all applicable laws and orders, and the Company's rules and regulations on file with the regulatory authority.

Footnote 1: 2022 IRA - \$1.63 (Case No. 00012849); 2023 IRA - \$1.92 (Case No. 00016546)

**COMMERCIAL SERVICE RATE**

**APPLICABILITY**

Applicable to commercial consumers and to consumers not otherwise specifically provided for under any other rate schedule.

**TERRITORY**

Environs of the West-North Service Area, which includes the unincorporated areas of Aledo, Andrews, Anthony, Barstow, Borger, Breckenridge, Bryson, Canutillo, Clint, Crane, Dell City, El Paso, Fabens, Graford, Graham, Horizon City, Hudson Oaks, Jacksboro, Jermyn, McCamey, Millsap, Mineral Wells, Monahans, Palo Pinto, Pecos, Perrin, Possum Kingdom, Punkin Center, Pyote, San Elizario, Skellytown, Socorro, Thorntonville, Vinton, Weatherford, Whitt, Wickett, Willow Park and Wink, Texas.

**COST OF SERVICE RATE**

During each monthly billing period:

A customer charge per meter per month of	\$75.00 plus
Interim Rate Adjustment (IRA)	<u>\$11.63 per month (Footnote 1)</u>
Total Customer Charge	\$86.63 per month

All Ccf per monthly billing period @ \$0.09394 per Ccf

**OTHER ADJUSTMENTS**

Cost of Gas Component: The basic rates for cost of service set forth above shall be increased by the amount of the Cost of Gas Component for the billing month computed in accordance with provisions of the Cost of Gas Clause, Rate Schedule 1-ENV.

Pipeline Integrity Testing Rider: The billing shall reflect adjustments in accordance with provisions of the Pipeline Integrity Testing Rider, Rate Schedules PIT and PIT-Rider, if applicable.

Pipeline Safety and Regulatory Program Fees: The billing shall reflect adjustments in accordance with provisions of the Pipeline Safety and Regulatory Program Fees Rider, Rate Schedule PSF.

Rate Case Expense Surcharge Rider: The billing shall reflect adjustments in accordance with provisions of the Rate Case Expense Surcharge Rider, Rate Schedule RCE-ENV.

Taxes: Plus applicable taxes and fees related to above.

Weather Normalization Adjustment: The billing shall reflect adjustments in accordance with provisions of the Weather Normalization Adjustment Clause, Rate Schedule WNA.

**COMMERCIAL SERVICE RATE (Continued)**

Winter Storm Uri Surcharge Rider: The billing shall reflect adjustments in accordance with provisions of the Winter Storm Uri Surcharge Rider, Rate Schedule URI-Rider, if applicable.

**CONDITIONS**

Subject to all applicable laws and orders, and the Company's rules and regulations on file with the regulatory authority.

Footnote 1: 2022 IRA - \$5.36 (Case No. 00012849); 2023 IRA - \$6.27 (Case No. 00016546)



COMMERCIAL SERVICE RATE

APPLICABILITY

Applicable to commercial consumers and to consumers not otherwise specifically provided for under any other rate schedule.

TERRITORY

Environs of the West-North Service Area, which includes the unincorporated areas of Aledo, Andrews, Anthony, Barstow, Borger, Breckenridge, Bryson, Canutillo, Clint, Crane, Dell City, El Paso, Fabens, Graford, Graham, Horizon City, Hudson Oaks, Jacksboro, Jermyn, McCamey, Millsap, Mineral Wells, Monahans, Palo Pinto, Pecos, Perrin, Possum Kingdom, Punkin Center, Pyote, San Elizario, Skellytown, Socorro, Thorntonville, Vinton, Weatherford, Whitt, Wickett, Willow Park and Wink, Texas.

COST OF SERVICE RATE

During each monthly billing period:

A customer charge per meter per month of	\$75.00 plus
Interim Rate Adjustment (IRA)	<del>\$5.3611.63</del> per month (Footnote 1)
Total Customer Charge	<del>\$80.3686.63</del> per month

All Ccf per monthly billing period @ \$0.09394 per Ccf

OTHER ADJUSTMENTS

Cost of Gas Component: The basic rates for cost of service set forth above shall be increased by the amount of the Cost of Gas Component for the billing month computed in accordance with provisions of the Cost of Gas Clause, Rate Schedule 1-ENV.

Pipeline Integrity Testing Rider: The billing shall reflect adjustments in accordance with provisions of the Pipeline Integrity Testing Rider, Rate Schedules PIT and PIT-Rider, if applicable.

Pipeline Safety and Regulatory Program Fees: The billing shall reflect adjustments in accordance with provisions of the Pipeline Safety and Regulatory Program Fees Rider, Rate Schedule PSF.

Rate Case Expense Surcharge Rider: The billing shall reflect adjustments in accordance with provisions of the Rate Case Expense Surcharge Rider, Rate Schedule RCE-ENV.

Taxes: Plus applicable taxes and fees related to above.

Weather Normalization Adjustment: The billing shall reflect adjustments in accordance with provisions of the Weather Normalization Adjustment Clause, Rate Schedule WNA.

**COMMERCIAL SERVICE RATE (Continued)**

Winter Storm Uri Surcharge Rider: The billing shall reflect adjustments in accordance with provisions of the Winter Storm Uri Surcharge Rider, Rate Schedule URI-Rider, if applicable.

**CONDITIONS**

Subject to all applicable laws and orders, and the Company's rules and regulations on file with the regulatory authority.

Footnote 1: 2022 IRA - \$5.36 (Case No. 00012849); 2023 IRA - \$6.27 (Case No. 00016546)

## INDUSTRIAL SERVICE RATE

### APPLICABILITY

Applicable to any qualifying industrial customer whose primary business activity at the location served is included in one of the following classifications of the Standard Industrial Classification Manual of the U.S. Government.

Division B - Mining - all Major Groups

Division D - Manufacturing - All Major Groups

Divisions E and J - Utility and Government - facilities generating power for resale only

### TERRITORY

Environs of the West-North Service Area, which includes the unincorporated areas of Aledo, Andrews, Anthony, Barstow, Borger, Breckenridge, Bryson, Canutillo, Clint, Crane, Dell City, El Paso, Fabens, Graford, Graham, Horizon City, Hudson Oaks, Jacksboro, Jermyn, McCamey, Millsap, Mineral Wells, Monahans, Palo Pinto, Pecos, Perrin, Possum Kingdom, Punkin Center, Pyote, San Elizario, Skellytown, Socorro, Thorntonville, Vinton, Weatherford, Whitt, Wickett, Willow Park and Wink, Texas.

### COST OF SERVICE RATE

During each monthly billing period:

A customer charge per meter per month of Interim Rate Adjustment (IRA)	\$850.00 plus <u>\$288.14 per month (Footnote 1)</u>
Total Customer Charge	\$1,138.14 per month
All Ccf per monthly billing period @	\$0.11486 per Ccf

### OTHER ADJUSTMENTS

Cost of Gas Component: The basic rates for cost of service set forth above shall be increased by the amount of the Cost of Gas Component for the billing month computed in accordance with provisions of the Cost of Gas Clause, Rate Schedule 1-ENV.

Pipeline Integrity Testing Rider: The billing shall reflect adjustments in accordance with provisions of the Pipeline Integrity Testing Rider, Rate Schedules PIT and PIT-Rider, if applicable.

Pipeline Safety and Regulatory Program Fees: The billing shall reflect adjustments in accordance with provisions of the Pipeline Safety and Regulatory Program Fees Rider, Rate Schedule PSF.

Rate Case Expense Surcharge Rider: The billing shall reflect adjustments in accordance with provisions of the Rate Case Expense Surcharge Rider, Rate Schedule RCE-ENV.

**INDUSTRIAL SERVICE RATE (Continued)**

Taxes: Plus applicable taxes and fees related to above.

Winter Storm Uri Surcharge Rider: The billing shall reflect adjustments in accordance with provisions of the Winter Storm Uri Surcharge Rider, Rate Schedule URI-Rider, if applicable.

**CONDITIONS**

Subject to all applicable laws and orders, and the Company's rules and regulations on file with the regulatory authority.

Footnote 1: 2022 IRA - \$130.92 (Case No. 00012849); 2023 IRA - \$157.22(Case No. 00016546)

## INDUSTRIAL SERVICE RATE

### APPLICABILITY

Applicable to any qualifying industrial customer whose primary business activity at the location served is included in one of the following classifications of the Standard Industrial Classification Manual of the U.S. Government.

Division B - Mining - all Major Groups

Division D - Manufacturing - All Major Groups

Divisions E and J - Utility and Government - facilities generating power for resale only

### TERRITORY

Environs of the West-North Service Area, which includes the unincorporated areas of Aledo, Andrews, Anthony, Barstow, Borger, Breckenridge, Bryson, Canutillo, Clint, Crane, Dell City, El Paso, Fabens, Graford, Graham, Horizon City, Hudson Oaks, Jacksboro, Jermyn, McCamey, Millsap, Mineral Wells, Monahans, Palo Pinto, Pecos, Perrin, Possum Kingdom, Punkin Center, Pyote, San Elizario, Skellytown, Socorro, Thorntonville, Vinton, Weatherford, Whitt, Wickett, Willow Park and Wink, Texas.

### COST OF SERVICE RATE

During each monthly billing period:

A customer charge per meter per month of Interim Rate Adjustment (IRA)	\$850.00 plus <del>\$130.92</del> <u>288.14</u> per month (Footnote 1)
Total Customer Charge	<del>\$980.92</del> <u>1,138.14</u> per month
All Ccf per monthly billing period @	\$0.11486 per Ccf

### OTHER ADJUSTMENTS

Cost of Gas Component: The basic rates for cost of service set forth above shall be increased by the amount of the Cost of Gas Component for the billing month computed in accordance with provisions of the Cost of Gas Clause, Rate Schedule 1-ENV.

Pipeline Integrity Testing Rider: The billing shall reflect adjustments in accordance with provisions of the Pipeline Integrity Testing Rider, Rate Schedules PIT and PIT-Rider, if applicable.

Pipeline Safety and Regulatory Program Fees: The billing shall reflect adjustments in accordance with provisions of the Pipeline Safety and Regulatory Program Fees Rider, Rate Schedule PSF.

Rate Case Expense Surcharge Rider: The billing shall reflect adjustments in accordance with provisions of the Rate Case Expense Surcharge Rider, Rate Schedule RCE-ENV.

Supersedes Rate Schedule Dated

~~January 27, 2023~~

Meters Read On and After

~~June 26, 2023~~

TBD

**INDUSTRIAL SERVICE RATE (Continued)**

Taxes: Plus applicable taxes and fees related to above.

Winter Storm Uri Surcharge Rider: The billing shall reflect adjustments in accordance with provisions of the Winter Storm Uri Surcharge Rider, Rate Schedule URI-Rider, if applicable.

**CONDITIONS**

Subject to all applicable laws and orders, and the Company's rules and regulations on file with the regulatory authority.

Footnote 1: 2022 IRA - \$130.92 (Case No. 00012849); 2023 IRA - \$157.22 (Case No. 00016546)

Supersedes Rate Schedule Dated  
January 27, 2023

Meters Read On and After  
June 26, 2023 TBD

**PUBLIC AUTHORITY SERVICE RATE**

**APPLICABILITY**

Applicable to any qualifying public authority, public and parochial schools and colleges, and to all facilities operated by Governmental agencies not specifically provided for in other rate schedules or special contracts.

**TERRITORY**

Environs of the West-North Service Area which includes the unincorporated areas of Aledo, Andrews, Anthony, Barstow, Borger, Breckenridge, Bryson, Canutillo, Clint, Crane, Dell City, El Paso, Fabens, Graford, Graham, Horizon City, Hudson Oaks, Jacksboro, Jermyn, McCamey, Millsap, Mineral Wells, Monahans, Palo Pinto, Pecos, Perrin, Possum Kingdom, Punkin Center, Pyote, San Elizario, Skellytown, Socorro, Thorntonville, Vinton, Weatherford, Whitt, Wickett, Willow Park and Wink, Texas.

**COST OF SERVICE RATE**

During each monthly billing period:

A customer charge per meter per month of	\$200.00 plus
Interim Rate Adjustment (IRA)	<u>\$34.75 per month (Footnote 1)</u>
Total Customer Charge	\$234.75 per month

All Ccf per monthly billing period @ \$0.13511 per Ccf

**OTHER ADJUSTMENTS**

Cost of Gas Component: The basic rates for cost of service set forth above shall be increased by the amount of the Cost of Gas Component for the billing month computed in accordance with provisions of the Cost of Gas Clause, Rate Schedule 1-ENV.

Pipeline Integrity Testing Rider: The billing shall reflect adjustments in accordance with provisions of the Pipeline Integrity Testing Rider, Rate Schedules PIT and PIT-Rider, if applicable.

Pipeline Safety and Regulatory Program Fees: The billing shall reflect adjustments in accordance with provisions of the Pipeline Safety and Regulatory Program Fees Rider, Rate Schedule PSF.

Rate Case Expense Surcharge Rider: The billing shall reflect adjustments in accordance with provisions of the Rate Case Expense Surcharge Rider, Rate Schedule RCE-ENV.

Taxes: Plus applicable taxes and fees related to above.

Weather Normalization Adjustment: The billing shall reflect adjustments in accordance with provisions of the Weather Normalization Adjustment Clause, Rate Schedule WNA.

**PUBLIC AUTHORITY SERVICE RATE (Continued)**

Winter Storm Uri Surcharge Rider: The billing shall reflect adjustments in accordance with provisions of the Winter Storm Uri Surcharge Rider, Rate Schedule URI-Rider, if applicable.

**CONDITIONS**

Subject to all applicable laws and orders, and the Company's rules and regulations on file with the regulatory authority.

Footnote 1: 2022 IRA - \$15.75 (Case No. 00012849); 2023 IRA - \$19.00 (Case No. 00016546)



**PUBLIC AUTHORITY SERVICE RATE**

**APPLICABILITY**

Applicable to any qualifying public authority, public and parochial schools and colleges, and to all facilities operated by Governmental agencies not specifically provided for in other rate schedules or special contracts.

**TERRITORY**

Environs of the West-North Service Area which includes the unincorporated areas of Aledo, Andrews, Anthony, Barstow, Borger, Breckenridge, Bryson, Canutillo, Clint, Crane, Dell City, El Paso, Fabens, Graford, Graham, Horizon City, Hudson Oaks, Jacksboro, Jermyn, McCamey, Millsap, Mineral Wells, Monahans, Palo Pinto, Pecos, Perrin, Possum Kingdom, Punkin Center, Pyote, San Elizario, Skellytown, Socorro, Thorntonville, Vinton, Weatherford, Whitt, Wickett, Willow Park and Wink, Texas.

**COST OF SERVICE RATE**

During each monthly billing period:

A customer charge per meter per month of	\$200.00 plus
Interim Rate Adjustment (IRA)	<del>\$1534.75</del> per month (Footnote 1)
Total Customer Charge	<del>\$215234.75</del> per month

All Ccf per monthly billing period @ \$0.13511 per Ccf

**OTHER ADJUSTMENTS**

Cost of Gas Component: The basic rates for cost of service set forth above shall be increased by the amount of the Cost of Gas Component for the billing month computed in accordance with provisions of the Cost of Gas Clause, Rate Schedule 1-ENV.

Pipeline Integrity Testing Rider: The billing shall reflect adjustments in accordance with provisions of the Pipeline Integrity Testing Rider, Rate Schedules PIT and PIT-Rider, if applicable.

Pipeline Safety and Regulatory Program Fees: The billing shall reflect adjustments in accordance with provisions of the Pipeline Safety and Regulatory Program Fees Rider, Rate Schedule PSF.

Rate Case Expense Surcharge Rider: The billing shall reflect adjustments in accordance with provisions of the Rate Case Expense Surcharge Rider, Rate Schedule RCE-ENV.

Taxes: Plus applicable taxes and fees related to above.

Weather Normalization Adjustment: The billing shall reflect adjustments in accordance with provisions of the Weather Normalization Adjustment Clause, Rate Schedule WNA.

**PUBLIC AUTHORITY SERVICE RATE (Continued)**

Winter Storm Uri Surcharge Rider: The billing shall reflect adjustments in accordance with provisions of the Winter Storm Uri Surcharge Rider, Rate Schedule URI-Rider, if applicable.

**CONDITIONS**

Subject to all applicable laws and orders, and the Company's rules and regulations on file with the regulatory authority.

Footnote 1: 2022 IRA - \$15.75 (Case No. 00012849); 2023 IRA - \$19.00 (Case No. 00016546)

**ELECTRICAL COGENERATION SERVICE RATE**

**APPLICABILITY**

Service under this rate schedule is available to any customer who enters into a contract with Texas Gas Service Company, a Division of ONE Gas, Inc. to use natural gas for the purpose of cogeneration. Cogeneration is defined as the use of thermal energy to produce electricity with recapture of by-product heat in the form of steam, exhaust heat, etc. for industrial process use, space heating, food processing or other purposes.

**TERRITORY**

This rate shall be available in the unincorporated areas of the West-North Service Area which includes Aledo, Andrews, Anthony, Barstow, Borger, Breckenridge, Bryson, Canutillo, Clint, Crane, Dell City, El Paso, Fabens, Graford, Graham, Horizon City, Hudson Oaks, Jacksboro, Jermyn, McCamey, Millsap, Mineral Wells, Monahans, Palo Pinto, Pecos, Perrin, Possum Kingdom, Punkin Center, Pyote, San Elizario, Skellytown, Socorro, Thorntonville, Vinton, Weatherford, Whitt, Wickett, Willow Park and Wink, Texas.

**COST OF SERVICE RATE**

During each monthly billing period:

A Customer Charge of	\$700.00 plus
Interim Rate Adjustment (IRA)	<u>\$11.63 per month (Footnote 1)</u>
Total Customer Charge	\$711.63 per month

	<u>Oct. - April</u> <u>Winter</u>	<u>May - Sept.</u> <u>Summer</u>
The First 5,000 Ccf	\$0.05260 per Ccf	\$0.04259 per Ccf
The Next 95,000 Ccf	\$0.04260 per Ccf	\$0.03258 per Ccf
The Next 300,000 Ccf	\$0.03260 per Ccf	\$0.02259 per Ccf
All Over 400,000 Ccf	\$0.02260 per Ccf	\$0.01258 per Ccf

**OTHER ADJUSTMENTS**

Cost of Gas Component: The basic rates for cost of service set forth above shall be increased by the amount of the Cost of Gas Component for the billing month computed in accordance with provisions of the Cost of Gas Clause, Rate Schedule 1-ENV.

Pipeline Integrity Testing Rider: The billing shall reflect adjustments in accordance with provisions of the Pipeline Integrity Testing Rider, Rate Schedules PIT and PIT-Rider, if applicable.

Pipeline Safety and Regulatory Program Fees: The billing shall reflect adjustments in accordance with provisions of the Pipeline Safety and Regulatory Program Fees Rider, Rate Schedule PSF.

Rate Case Expense Surcharge Rider: The billing shall reflect adjustments in accordance with provisions of the Rate Case Expense Surcharge Rider, Rate Schedule RCE-ENV.

**ELECTRICAL COGENERATION SERVICE RATE (Continued)**

Taxes: Plus applicable taxes and fees related to above.

Winter Storm Uri Surcharge Rider: The billing shall reflect adjustments in accordance with provisions of the Winter Storm Uri Surcharge Rider, Rate Schedule URI-Rider, if applicable.

**CONDITIONS**

1. Gas taken under this rate shall be used exclusively for the purpose of cogeneration as defined in the Applicability section of this rate schedule and not for other purposes. The gas taken under this rate will be separately metered.
2. For the purpose of this rate, the annual load factor must be 60 percent or greater. The annual load factor is defined as the customer's total annual consumption divided by the customer's peak month consumption times twelve. If less than 60 percent load factor occurs for a twelve-month period, the rate charged will revert back to the rate that the customer would have otherwise been served under. A continuous twelve-month period of 60 percent or better load factor must precede a return to the cogeneration rate.
3. To qualify for the summer discounts, the customers' peak summer months load must be at least 75 percent of the customers' peak winter months load. Failure to meet this requirement will result in an adjustment to the customers' October bill equal to the difference between the winter and summer rates times that year's total May through September consumption by that customer.
4. Subject to all applicable laws and orders, and the Company's rules and regulations on file with the regulatory authority.

Footnote 1: 2022 IRA - \$5.36 (Case No. 00012849); 2023 IRA - \$6.27 (Case No. 00016546)

**ELECTRICAL COGENERATION SERVICE RATE**

**APPLICABILITY**

Service under this rate schedule is available to any customer who enters into a contract with Texas Gas Service Company, a Division of ONE Gas, Inc. to use natural gas for the purpose of cogeneration. Cogeneration is defined as the use of thermal energy to produce electricity with recapture of by-product heat in the form of steam, exhaust heat, etc. for industrial process use, space heating, food processing or other purposes.

**TERRITORY**

This rate shall be available in the unincorporated areas of the West-North Service Area which includes Aledo, Andrews, Anthony, Barstow, Borger, Breckenridge, Bryson, Canutillo, Clint, Crane, Dell City, El Paso, Fabens, Graford, Graham, Horizon City, Hudson Oaks, Jacksboro, Jermyn, McCamey, Millsap, Mineral Wells, Monahans, Palo Pinto, Pecos, Perrin, Possum Kingdom, Punkin Center, Pyote, San Elizario, Skellytown, Socorro, Thorntonville, Vinton, Weatherford, Whitt, Wickett, Willow Park and Wink, Texas.

**COST OF SERVICE RATE**

During each monthly billing period:

A Customer Charge of	\$700.00 plus
Interim Rate Adjustment (IRA)	<del>\$5.36</del> 11.63 per month (Footnote 1)
Total Customer Charge	<del>\$705.36</del> 711.63 per month

	<u>Oct. - April</u> <u>Winter</u>	<u>May - Sept.</u> <u>Summer</u>
The First 5,000 Ccf	\$0.05260 per Ccf	\$0.04259 per Ccf
The Next 95,000 Ccf	\$0.04260 per Ccf	\$0.03258 per Ccf
The Next 300,000 Ccf	\$0.03260 per Ccf	\$0.02259 per Ccf
All Over 400,000 Ccf	\$0.02260 per Ccf	\$0.01258 per Ccf

**OTHER ADJUSTMENTS**

Cost of Gas Component: The basic rates for cost of service set forth above shall be increased by the amount of the Cost of Gas Component for the billing month computed in accordance with provisions of the Cost of Gas Clause, Rate Schedule 1-ENV.

Pipeline Integrity Testing Rider: The billing shall reflect adjustments in accordance with provisions of the Pipeline Integrity Testing Rider, Rate Schedules PIT and PIT-Rider, if applicable.

Pipeline Safety and Regulatory Program Fees: The billing shall reflect adjustments in accordance with provisions of the Pipeline Safety and Regulatory Program Fees Rider, Rate Schedule PSF.

Rate Case Expense Surcharge Rider: The billing shall reflect adjustments in accordance with provisions of the Rate Case Expense Surcharge Rider, Rate Schedule RCE-ENV.

Supersedes Rate Schedule Dated

January 27, 2023

Meters Read On and After

June 26, 2023

TBD

**ELECTRICAL COGENERATION SERVICE RATE (Continued)**

Taxes: Plus applicable taxes and fees related to above.

Winter Storm Uri Surcharge Rider: The billing shall reflect adjustments in accordance with provisions of the Winter Storm Uri Surcharge Rider, Rate Schedule URI-Rider, if applicable.

**CONDITIONS**

1. Gas taken under this rate shall be used exclusively for the purpose of cogeneration as defined in the Applicability section of this rate schedule and not for other purposes. The gas taken under this rate will be separately metered.
2. For the purpose of this rate, the annual load factor must be 60 percent or greater. The annual load factor is defined as the customer's total annual consumption divided by the customer's peak month consumption times twelve. If less than 60 percent load factor occurs for a twelve-month period, the rate charged will revert back to the rate that the customer would have otherwise been served under. A continuous twelve-month period of 60 percent or better load factor must precede a return to the cogeneration rate.
3. To qualify for the summer discounts, the customers' peak summer months load must be at least 75 percent of the customers' peak winter months load. Failure to meet this requirement will result in an adjustment to the customers' October bill equal to the difference between the winter and summer rates times that year's total May through September consumption by that customer.
4. Subject to all applicable laws and orders, and the Company's rules and regulations on file with the regulatory authority.

Footnote 1: 2022 IRA - \$5.36 (Case No. 00012849); 2023 IRA - \$6.27 (Case No. 00016546)

Supersedes Rate Schedule Dated  
January 27, 2023

Meters Read On and After  
June 26, 2023

TBD

**COMPRESSED NATURAL GAS SERVICE RATE**

**APPLICABILITY**

Applicable to any non-residential customer of Texas Gas Service Company, a Division of ONE Gas, Inc., (the "Company") for usage where customer purchases natural gas which will be compressed and used as a motor fuel. Service will be separately metered. This rate does not include compression by the Company beyond normal meter sales pressure.

**TERRITORY**

Environs of the West-North Service Area, which includes the unincorporated areas of Aledo, Andrews, Anthony, Barstow, Borger, Breckenridge, Bryson, Canutillo, Clint, Crane, Dell City, El Paso, Fabens, Graford, Graham, Horizon City, Hudson Oaks, Jacksboro, Jermyn, McCamey, Millsap, Mineral Wells, Monahans, Palo Pinto, Pecos, Perrin, Possum Kingdom, Punkin Center, Pyote, San Elizario, Skellytown, Socorro, Thorntonville, Vinton, Weatherford, Whitt, Wickett, Willow Park and Wink, Texas.

**COST OF SERVICE RATE**

During each monthly billing period:

A customer charge per meter per month of	\$150.00 plus
Interim Rate Adjustment (IRA)	<u>\$1,210.47 per month (Footnote 1)</u>
Total Customer Charge	\$1,360.47 per month

All Ccf per monthly billing period @	\$0.08643 per Ccf
--------------------------------------	-------------------

**OTHER ADJUSTMENTS**

Cost of Gas Component: The basic rates for cost of service set forth above shall be increased by the amount of the Cost of Gas Component for the billing month computed in accordance with provisions of the Cost of Gas Clause, Rate Schedule 1-ENV.

Pipeline Integrity Testing Rider: The billing shall reflect adjustments in accordance with provisions of the Pipeline Integrity Testing Rider, Rate Schedules PIT and PIT-Rider, if applicable.

Pipeline Safety and Regulatory Program Fees: The billing shall reflect adjustments in accordance with provisions of the Pipeline Safety and Regulatory Program Fees Rider, Rate Schedule PSF.

Rate Case Expense Surcharge Rider: The billing shall reflect adjustments in accordance with provisions of the Rate Case Expense Surcharge Rider, Rate Schedule RCE-ENV.

Taxes: Plus applicable taxes and fees related to above.

Winter Storm Uri Surcharge Rider: The billing shall reflect adjustments in accordance with provisions of the Winter Storm Uri Surcharge Rider, Rate Schedule URI-Rider, if applicable.

**COMPRESSED NATURAL GAS SERVICE RATE**  
**(Continued)**

**CONDITIONS**

1. Subject to all applicable laws and orders, and the Company's rules and regulations on file with the regulatory authority.
2. The Company's Average Payment Plan, also known as the Average Bill Calculation Plan (ABC/APP Plan), is not available to customers served on this rate schedule.
3. This rate does not include any road use fees, permits, or taxes etc. It provides for the delivery of uncompressed natural gas only.
4. Customer must provide an affidavit to the Company certifying that the gas delivered will be compressed for use as motor fuel.
5. The Customer's compressor station is subject to inspection by Company engineers.

Footnote 1: 2022 IRA - \$529.23 (Case No. 00012849); 2023 IRA - \$681.24 (Case No. 00016546)



**COMPRESSED NATURAL GAS SERVICE RATE**

**APPLICABILITY**

Applicable to any non-residential customer of Texas Gas Service Company, a Division of ONE Gas, Inc., (the "Company") for usage where customer purchases natural gas which will be compressed and used as a motor fuel. Service will be separately metered. This rate does not include compression by the Company beyond normal meter sales pressure.

**TERRITORY**

Environs of the West-North Service Area, which includes the unincorporated areas of Aledo, Andrews, Anthony, Barstow, Borger, Breckenridge, Bryson, Canutillo, Clint, Crane, Dell City, El Paso, Fabens, Graford, Graham, Horizon City, Hudson Oaks, Jacksboro, Jermyn, McCamey, Millsap, Mineral Wells, Monahans, Palo Pinto, Pecos, Perrin, Possum Kingdom, Punkin Center, Pyote, San Elizario, Skellytown, Socorro, Thorntonville, Vinton, Weatherford, Whitt, Wickett, Willow Park and Wink, Texas.

**COST OF SERVICE RATE**

During each monthly billing period:

A customer charge per meter per month of	\$150.00 plus
Interim Rate Adjustment (IRA)	<del>\$529.23</del> <u>1,210.47</u> per month (Footnote 1)
Total Customer Charge	<del>\$679.23</del> <u>1,360.47</u> per month

All Ccf per monthly billing period @ \$0.08643 per Ccf

**OTHER ADJUSTMENTS**

Cost of Gas Component: The basic rates for cost of service set forth above shall be increased by the amount of the Cost of Gas Component for the billing month computed in accordance with provisions of the Cost of Gas Clause, Rate Schedule 1-ENV.

Pipeline Integrity Testing Rider: The billing shall reflect adjustments in accordance with provisions of the Pipeline Integrity Testing Rider, Rate Schedules PIT and PIT-Rider, if applicable.

Pipeline Safety and Regulatory Program Fees: The billing shall reflect adjustments in accordance with provisions of the Pipeline Safety and Regulatory Program Fees Rider, Rate Schedule PSF.

Rate Case Expense Surcharge Rider: The billing shall reflect adjustments in accordance with provisions of the Rate Case Expense Surcharge Rider, Rate Schedule RCE-ENV.

Taxes: Plus applicable taxes and fees related to above.

Winter Storm Uri Surcharge Rider: The billing shall reflect adjustments in accordance with provisions of the Winter Storm Uri Surcharge Rider, Rate Schedule URI-Rider, if applicable.

Supersedes Rate Schedule Dated

~~January 27, 2023~~

Meters Read On and After

~~June 26, 2023~~

TBD

COMPRESSED NATURAL GAS SERVICE RATE  
(Continued)

CONDITIONS

1. Subject to all applicable laws and orders, and the Company's rules and regulations on file with the regulatory authority.
2. The Company's Average Payment Plan, also known as the Average Bill Calculation Plan (ABC/APP Plan), is not available to customers served on this rate schedule.
3. This rate does not include any road use fees, permits, or taxes etc. It provides for the delivery of uncompressed natural gas only.
4. Customer must provide an affidavit to the Company certifying that the gas delivered will be compressed for use as motor fuel.
5. The Customer's compressor station is subject to inspection by Company engineers.

Footnote 1: 2022 IRA - \$529.23 (Case No. 00012849); 2023 IRA - \$681.24 (Case No. 00016546)

Supersedes Rate Schedule Dated

January 27, 2023

TBD

Meters Read On and After

June 26, 2023

## TRANSPORTATION SERVICE RATE

### APPLICABILITY

Applicable to customers who have elected Transportation Service not otherwise specifically provided for under any other rate schedule.

Service under this rate schedule is available for the transportation of customer-owned natural gas through Texas Gas Service Company, a Division of ONE Gas, Inc.'s (the "Company") distribution system. The customer must arrange with its gas supplier to have the customer's gas delivered to one of the Company's existing delivery receipt points for transportation by the Company to the customer's facilities at the customer's delivery point. The receipt points shall be specified by the Company at its reasonable discretion, taking into consideration available capacity, operational constraints, and integrity of the distribution system.

### AVAILABILITY

Natural gas service under this rate schedule is available to any individually metered, non-residential customer for the transportation of customer owned natural gas through the Company's unincorporated areas of the West-North Service Area distribution system which includes the environs of Aledo, Andrews, Anthony, Barstow, Borger, Breckenridge, Bryson, Canutillo, Clint, Crane, Dell City, El Paso, Fabens, Graford, Graham, Horizon City, Hudson Oaks, Jacksboro, Jermyn, McCamey, Millsap, Mineral Wells, Monahans, Palo Pinto, Pecos, Perrin, Possum Kingdom, Punkin Center, Pyote, San Elizario, Skellytown, Socorro, Thorntonville, Vinton, Weatherford, Whitt, Wickett, Willow Park and Wink, Texas. Such service shall be provided at any point on the Company's System where adequate capacity and gas supply exists, or where such capacity and gas supply can be provided in accordance with the applicable rules and regulations and at a reasonable cost as determined by the Company in its sole opinion.

### COST OF SERVICE RATE

During each monthly billing period, a customer charge per meter per month listed by customer class as follows:

Commercial	\$500.00 per month		
plus Interim Rate Adjustments	\$11.63 (Footnote 1)	Total Rate	\$511.63
Industrial	\$1,050.00 per month		
plus Interim Rate Adjustments	\$288.14 (Footnote 2)	Total Rate	\$1,338.14
Public Authority	\$500.00 per month		
plus Interim Rate Adjustments	\$34.75 (Footnote 3)	Total Rate	\$534.75
Compressed Natural Gas	\$450.00 per month		
plus Interim Rate Adjustments	\$1,210.47 (Footnote 4)	Total Rate	\$1,660.47
Electrical Cogeneration	\$700.00 per month		
plus Interim Rate Adjustments	\$11.63 (Footnote 5)	Total Rate	\$711.63

**TRANSPORTATION SERVICE RATE (Continued)**

Plus – All Ccf per monthly billing period listed by customer class as follows:

Commercial	\$0.09394 per Ccf
Industrial	\$0.11486 per Ccf
Public Authority	\$0.13511 per Ccf
Compressed Natural Gas	\$0.08643 per Ccf

Electrical Cogeneration	<u>Oct. – Apr. (Winter)</u>	
	First 5,000 Ccf @	\$0.05260 per Ccf
	Next 95,000 Ccf @	\$0.04260 per Ccf
	Next 300,000 Ccf @	\$0.03260 per Ccf
	All Over 400,000 Ccf @	\$0.02260 per Ccf
	<u>May – Sept. (Summer)</u>	
	First 5,000 Ccf @	\$0.04259 per Ccf
	Next 95,000 Ccf @	\$0.03258 per Ccf
	Next 300,000 Ccf @	\$0.02259 per Ccf
	All Over 400,000 Ccf @	\$0.01258 per Ccf

**ADDITIONAL CHARGES**

1. A charge will be made each month to recover the cost of taxes paid to the State of Texas pursuant to Texas Utilities Code, Chapter 122 as such may be amended from time to time which are attributable to the transportation service performed hereunder.
2. A charge will be made each month to recover the cost of any applicable taxes.
3. In the event the Company incurs a demand charge, balancing service rate, or reservation charge from its gas supplier(s) or transportation providers in the unincorporated areas of the West-North Service Area, the customer may be charged its proportionate share of the demand charge, balancing service rate, or reservation charge based on benefit received by the customer.
4. The billing shall reflect adjustments in accordance with provisions of the Rate Case Expense Surcharge Rider, Rate Schedule RCE-ENV.
5. The billing shall reflect adjustments in accordance with provisions of the Pipeline Integrity Testing Rider, Rate Schedules PIT and PIT-Rider, if applicable.
6. The billing shall reflect adjustments in accordance with provisions of the Pipeline Safety and Regulatory Program Fees Rider, Rate Schedule PSF.

**TRANSPORTATION SERVICE RATE (Continued)**

**SUBJECT TO**

1. Tariff T-TERMS, General Terms and Conditions for Transportation Service.
2. Transportation of natural gas hereunder may be interrupted or curtailed at the discretion of the Company in case of shortage or threatened shortage of gas supply from any cause whatsoever, to conserve gas for residential and other higher priority customers served. The curtailment priority of any customer served under this schedule shall be the same as the curtailment priority established for other customers served pursuant to the Company's rate schedule which would otherwise be available to such customer.
3. The Agreement is subject to all valid orders, laws, rules, and regulations of duly constituted State and Federal governmental authorities and agencies having jurisdiction or control over the parties, their facilities or Gas supplies, the Agreement, or any provision hereof. The Company reserves the right to seek modification or termination of any of the General Terms and Conditions, the Gas Transportation Agreement, and any of the tariffs to which it applies.
4. The Agreement shall be interpreted under Texas law.

Footnote 1: 2022 IRA - \$5.36 (Case No. 00012849); 2023 IRA - \$6.27 (Case No. 00016546)

Footnote 2: 2022 IRA - \$130.92 (Case No. 00012849); 2023 IRA - \$157.22 (Case No. 00016546)

Footnote 3: 2022 IRA - \$15.75 (Case No. 00012849); 2023 IRA - \$19.00 (Case No. 00016546)

Footnote 4: 2022 IRA - \$529.23 (Case No. 00012849); 2023 IRA - \$681.24 (Case No. 00016546)

Footnote 5: 2022 IRA - \$5.36 (Case No. 00012849); 2023 IRA - \$6.27(Case No. 00016546)

### TRANSPORTATION SERVICE RATE

#### APPLICABILITY

Applicable to customers who have elected Transportation Service not otherwise specifically provided for under any other rate schedule.

Service under this rate schedule is available for the transportation of customer-owned natural gas through Texas Gas Service Company, a Division of ONE Gas, Inc.'s (the "Company") distribution system. The customer must arrange with its gas supplier to have the customer's gas delivered to one of the Company's existing delivery receipt points for transportation by the Company to the customer's facilities at the customer's delivery point. The receipt points shall be specified by the Company at its reasonable discretion, taking into consideration available capacity, operational constraints, and integrity of the distribution system.

#### AVAILABILITY

Natural gas service under this rate schedule is available to any individually metered, non-residential customer for the transportation of customer owned natural gas through the Company's unincorporated areas of the West-North Service Area distribution system which includes the environs of Aledo, Andrews, Anthony, Barstow, Borger, Breckenridge, Bryson, Canutillo, Clint, Crane, Dell City, El Paso, Fabens, Graford, Graham, Horizon City, Hudson Oaks, Jacksboro, Jermyn, McCamey, Millsap, Mineral Wells, Monahans, Palo Pinto, Pecos, Perrin, Possum Kingdom, Punkin Center, Pyote, San Elizario, Skellytown, Socorro, Thorntonville, Vinton, Weatherford, Whitt, Wickett, Willow Park and Wink, Texas. Such service shall be provided at any point on the Company's System where adequate capacity and gas supply exists, or where such capacity and gas supply can be provided in accordance with the applicable rules and regulations and at a reasonable cost as determined by the Company in its sole opinion.

#### COST OF SERVICE RATE

During each monthly billing period, a customer charge per meter per month listed by customer class as follows:

Commercial	\$500.00 per month		
plus Interim Rate Adjustments	<del>\$5,3611.63</del> (Footnote 1)	Total Rate	<del>\$505,36511.63</del>
Industrial	\$1,050.00 per month		
plus Interim Rate Adjustments	<del>\$130,92288.14</del> (Footnote 2)	Total Rate	<del>\$1,180,92338.14</del>
Public Authority	\$500.00 per month		
plus Interim Rate Adjustments	<del>\$1534.75</del> (Footnote 3)	Total Rate	<del>\$515534.75</del>
Compressed Natural Gas	\$450.00 per month		
plus Interim Rate Adjustments	<del>\$529,231,210.47</del> (Footnote 4)	Total Rate	<del>\$979,231,660.47</del>
Electrical Cogeneration	\$700.00 per month		
plus Interim Rate Adjustments	<del>\$5,3611.63</del> (Footnote 5)	Total Rate	<del>\$705,36711.63</del>

**TRANSPORTATION SERVICE RATE (Continued)**

Plus – All Ccf per monthly billing period listed by customer class as follows:

Commercial	\$0.09394 per Ccf
Industrial	\$0.11486 per Ccf
Public Authority	\$0.13511 per Ccf
Compressed Natural Gas	\$0.08643 per Ccf

Electrical Cogeneration	<u>Oct. – Apr. (Winter)</u>	
	First 5,000 Ccf @	\$0.05260 per Ccf
	Next 95,000 Ccf @	\$0.04260 per Ccf
	Next 300,000 Ccf @	\$0.03260per Ccf
	All Over 400,000 Ccf @	\$0.02260per Ccf
	<u>May – Sept. (Summer)</u>	
	First 5,000 Ccf @	\$0.04259 per Ccf
	Next 95,000 Ccf @	\$0.03258 per Ccf
	Next 300,000 Ccf @	\$0.02259 per Ccf
	All Over 400,000 Ccf @	\$0.01258 per Ccf

**ADDITIONAL CHARGES**

1. A charge will be made each month to recover the cost of taxes paid to the State of Texas pursuant to Texas Utilities Code, Chapter 122 as such may be amended from time to time which are attributable to the transportation service performed hereunder.
2. A charge will be made each month to recover the cost of any applicable taxes.
3. In the event the Company incurs a demand charge, balancing service rate, or reservation charge from its gas supplier(s) or transportation providers in the unincorporated areas of the West-North Service Area, the customer may be charged its proportionate share of the demand charge, balancing service rate, or reservation charge based on benefit received by the customer.
4. The billing shall reflect adjustments in accordance with provisions of the Rate Case Expense Surcharge Rider, Rate Schedule RCE-ENV.
5. The billing shall reflect adjustments in accordance with provisions of the Pipeline Integrity Testing Rider, Rate Schedules PIT and PIT-Rider, if applicable.
6. The billing shall reflect adjustments in accordance with provisions of the Pipeline Safety and Regulatory Program Fees Rider, Rate Schedule PSF.

**TRANSPORTATION SERVICE RATE (Continued)**

**SUBJECT TO**

1. Tariff T-TERMS, General Terms and Conditions for Transportation Service.
2. Transportation of natural gas hereunder may be interrupted or curtailed at the discretion of the Company in case of shortage or threatened shortage of gas supply from any cause whatsoever, to conserve gas for residential and other higher priority customers served. The curtailment priority of any customer served under this schedule shall be the same as the curtailment priority established for other customers served pursuant to the Company's rate schedule which would otherwise be available to such customer.
3. The Agreement is subject to all valid orders, laws, rules, and regulations of duly constituted State and Federal governmental authorities and agencies having jurisdiction or control over the parties, their facilities or Gas supplies, the Agreement, or any provision hereof. The Company reserves the right to seek modification or termination of any of the General Terms and Conditions, the Gas Transportation Agreement, and any of the tariffs to which it applies.
4. The Agreement shall be interpreted under Texas law.

Footnote 1: 2022 IRA - \$5.36 (Case No. 00012849); 2023 IRA - \$6.27 (Case No. 00016546)

Footnote 2: 2022 IRA - \$130.92 (Case No. 00012849); 2023 IRA - \$157.22 (Case No. 00016546)

Footnote 3: 2022 IRA - \$15.75 (Case No. 00012849); 2023 IRA - \$19.00 (Case No. 00016546)

Footnote 4: 2022 IRA - \$529.23 (Case No. 00012849); 2023 IRA - \$681.24 (Case No. 00016546)

Footnote 5: 2022 IRA - \$5.36 (Case No. 00012849); 2023 IRA - \$6.27(Case No. 00016546)



**Texas Gas Service Company, a Division of ONE Gas, Inc. - West North Service Area**  
**Interim Rate Adjustment Application**  
**12 Month Period Ending December 31, 2023**  
**Bill Comparison**

Line No.	Rate Class	Current*	Proposed	Difference	% Change
(a)	(b)	(c)	(d)	(e)	(f)
10	<b>Current and Proposed Bill Information - With Gas Cost</b>				
11	Residential - Small				
12	Customer Charge	\$18.13	\$20.05	\$1.92	10.59%
13	Initial Block Rate	\$0.47	\$0.47	\$0.00	0.00%
14	Cost of Gas Rate	\$0.66	\$0.66	\$0.00	0.00%
15	Average Monthly Bill @ 2.4 Mcf*	\$45.26	\$47.18	\$1.92	4.24%
16					
17	Residential - Large				
18	Customer Charge	\$34.63	\$36.55	\$1.92	5.54%
19	Initial Block Rate	\$0.02	\$0.02	\$0.00	0.00%
20	Cost of Gas Rate	\$0.66	\$0.66	\$0.00	0.00%
21	Average Monthly Bill @ 5.5 Mcf*	\$72.06	\$73.98	\$1.92	2.66%
22					
23	Commercial				
24	Customer Charge	\$80.36	\$86.63	\$6.27	7.80%
25	Initial Block Rate	\$0.09	\$0.09	\$0.00	0.00%
26	Cost of Gas Rate	\$0.66	\$0.66	\$0.00	0.00%
27	Average Monthly Bill @ 22.5 Mcf*	\$250.85	\$257.12	\$6.27	2.50%
28					
29	Industrial				
30	Customer Charge	\$980.92	\$1,138.14	\$157.22	16.03%
31	Initial Block Rate	\$0.11	\$0.11	\$0.00	0.00%
32	Cost of Gas Rate	\$0.66	\$0.66	\$0.00	0.00%
33	Average Monthly Bill @ 281.3 Mcf*	\$3,171.33	\$3,328.55	\$157.22	4.96%
34					
35	Public Authority				
36	Customer Charge	\$215.75	\$234.75	\$19.00	8.81%
37	Initial Block Rate	\$0.14	\$0.14	\$0.00	0.00%
38	Cost of Gas Rate	\$0.66	\$0.66	\$0.00	0.00%
39	Average Monthly Bill @ 66.2 Mcf*	\$744.64	\$763.64	\$19.00	2.55%
40					
41	Electrical Cogeneration		No Customers		
42					
43	Compressed Natural Gas		No Customers		
44					
45					
46					
47					

48  
49  
50

**Current and Proposed Bill Information - Without Gas Cost**

	<b>Rate Class</b>	<b>Current</b>	<b>Proposed</b>	<b>Difference</b>	<b>% Change</b>
51	Residential - Small				
52	Customer Charge	\$18.13	\$20.05	\$1.92	10.59%
53	Initial Block Rate	\$0.47	\$0.47	\$0.00	0%
54	Average Monthly Bill @ 2.4 Mcf*	\$29.33	\$31.25	\$1.92	6.55%
55					
56	Residential - Large				
57	Customer Charge	\$34.63	\$36.55	\$1.92	5.54%
58	Initial Block Rate	\$0.02	\$0.02	\$0.00	0%
59	Average Monthly Bill @ 5.5 Mcf*	\$35.55	\$37.47	\$1.92	5.40%
60					
61	Commercial				
62	Customer Charge	\$80.36	\$86.63	\$6.27	7.80%
63	Initial Block Rate	\$0.09	\$0.09	\$0.00	0.00%
64	Average Monthly Bill @ 22.5 Mcf*	\$101.50	\$107.77	\$6.27	6.18%
65					
66	Public Authority				
67	Customer Charge	\$215.75	\$234.75	\$19.00	8.81%
68	Initial Block Rate	\$0.14	\$0.14	\$0.00	0.00%
69	Average Monthly Bill @ 66.2 Mcf*	\$305.19	\$324.19	\$19.00	6.23%
70					
71	Industrial				
72	Customer Charge	\$980.92	\$1,138.14	\$157.22	16.03%
73	Initial Block Rate	\$0.11	\$0.11	\$0.00	0.00%
74	Average Monthly Bill 281.3 Mcf*	\$1,304.02	\$1,461.24	\$157.22	12.06%
75					
76	Commercial Transportation				
77	Customer Charge	\$505.36	\$511.63	\$6.27	1.24%
78	Initial Block Rate	\$0.09	\$0.09	\$0.00	0.00%
79	Average Monthly Bill @ 2,799.1 Mcf*	\$3,134.83	\$3,141.10	\$6.27	0.20%
80					
81	Industrial Transportation				
82	Customer Charge	\$1,180.92	\$1,338.14	\$157.22	13.31%
83	Initial Block Rate	\$0.11	\$0.11	\$0.00	0.00%
84	Average Monthly Bill @ 3,645.0 Mcf*	\$5,367.57	\$5,524.79	\$157.22	2.93%
85					
86	Public Authority Transportation				
87	Customer Charge	\$515.75	\$534.75	\$19.00	3.68%
88	Initial Block Rate	\$0.14	\$0.14	\$0.00	0.00%
89	Average Monthly Bill @ 6,314.5 Mcf*	\$9,047.27	\$9,066.27	\$19.00	0.21%
90					
91	Compressed Natural Gas Transportation				
92	Customer Charge	\$979.23	\$1,660.47	\$681.24	69.57%
93	Initial Block Rate	\$0.09	\$0.09	\$0.00	0%
94	Average Monthly Bill @ 11,333.8 Mcf*	\$10,775.03	\$11,456.27	\$681.24	6.32%
95					
96	Electrical Cogeneration Transportation				
97	Customer Charge	\$705.36	\$711.63	\$6.27	0.89%
98	Initial Block Rate 1st 5,000 (Summer)	\$0.04	\$0.04	\$0.00	0.00%
99	Next 95,000 Ccf	\$0.03	\$0.03	\$0.00	0.00%
100	Average Monthly Bill @ 9,327.8 Mcf*	\$3,794.41	\$3,800.68	\$6.27	0.17%

101  
102 \* Average bill usage per Case No. 9896. Average bills exclude revenue related taxes. The cost of gas is \$6.64 and is  
103 computed using a 12 month average for CY 2023.

Texas Gas Service Company, a Division of ONE Gas, Inc. - West North Service Area  
Interim Rate Adjustment Application  
12 Month Period Ending December 31, 2023  
Interim Rate Adjustment Summary

Line No.	Description	Per Case No. 12849 As of 12/31/2022	Adjustments	Ref	As of 12/31/2023	Change in Investment
(a)	(b)	(c)	(d)	(e)	(f)	(g)
						= (f) - (c) + (d)
11	Direct Utility Plant Investment	\$800,143,527	\$—		\$875,594,429	\$75,450,902
12	Direct Accumulated Depreciation	128,738,551	—		148,458,198	19,719,647
13	Allocated Utility Plant Investment (If applicable)	35,702,586	—		42,537,942	6,835,356
14	Allocated Accumulated Depreciation (If applicable)	16,431,841	—		18,599,235	2,167,394
15	Miscellaneous Adjustments	—	—		—	—
16	Net Utility Plant Investment (Ln 11 - 12 + 13 - 14 + 15)	<u>\$690,675,720</u>	<u>\$0</u>		<u>\$751,074,938</u>	<u>\$60,399,218</u>
17						
18	Calculation of the Interim Rate Adjustment Amount:					
19	Rate of Return					7.3800%
20	Return					\$4,457,462
21	Depreciation Expense					2,580,505
22	Property-related Taxes (Ad Valorem)					606,228
23	Revenue-related Taxes and State Margin Tax					—
24	Federal Income Tax					<u>919,979</u>
25	Interim Rate Adjustment Amount (Sum of Ln 20 through Ln 24)					<u><u>\$8,564,175</u></u>
26						
27						

	Interim Rate Adjustment Amount per Rate Class:	Allocation Factors per GUD No. 9896:	Total Service		
			Area:	RRC Jurisdiction	City Jurisdictions
28	Residential	77.23%	\$6,614,112	\$656,766	\$5,957,346
29	Commercial	15.63%	1,338,581	92,554	1,246,027
30	Public Authority	3.92%	335,716	33,946	301,770
31	Industrial	1.14%	97,632	15,879	81,753
32	Compressed Natural Gas	0.35%	29,975	—	29,975
33	Fort Bliss (Note 1)	<u>1.73%</u>	<u>148,160</u>	<u>—</u>	<u>—</u>
34	Total (Sum of Ln 28 through Ln 33)	<u>100%</u>	<u>\$8,564,175</u>	<u>\$799,144</u>	<u>\$7,616,870</u>
35					
36					

	Monthly Customer Charge Adjustment:	Annual Service	Annual RRC Jurisdiction	Annual City Jurisdiction	Monthly Customer
		Area Bill Count:	Bill Count:	Jurisdiction Bill Count:	Charge Adjustment
37	Residential	3444080	341989	3,102,091	\$1.92
38	Commercial	213325	14750	198,575	\$6.27
39	Public Authority	17673	1787	15,886	\$19.00
40	Industrial	621	101	520	\$157.22
41	Compressed Natural Gas	44	0	44	\$681.24
42	Fort Bliss (Note 1)	<u>0</u>	<u>0</u>	<u>0</u>	<u>\$0.00</u>
43	Total (Sum of Ln through Ln 42)	3,675,743	358,627	3,317,116	
44	- OR -				
45					

	Monthly Initial Block Rate Adjustment:	Annual Service	Annual RRC Jurisdiction	Monthly Initial
		Area Volumes:	Volumes:	Block Rate Adjustment:
46	Residential			-
47	Commercial			-
48	Public Authority			-
49	Industrial			-
50	Compressed Natural Gas			-
51	Fort Bliss (Note 1)			-
52				
53				

Note 1: Fort Bliss is included in the WNSA and is properly allocated a share of the increase. However, as a contract customer, Fort Bliss' rates will not change as a result of this filing. By contract, Fort Bliss is subject to a separate annual rate review process. See Docket No. OS-22-00009896, Hearings Letter No. 30, Amended Final Order, which updated Customer Class Allocations to include Fort Bliss.

**Texas Gas Service Company, a Division of ONE Gas, Inc. - West North Service Area**  
**Interim Rate Adjustment Application**  
**12 Month Period Ending December 31, 2023**  
**Direct Initial Plant**

Line No.	FERC Account No.	FERC Account Titles	Ref	Gross Plant Per		Depreciation Expense	Accumulated Depreciation	Net Plant
				Case No. 12849 As of 12/31/2022	Depreciation Rate per Case No. 9896			
(a)	(b)	(c)	(d)	(e)	(f)	(g)	(h)	(i) = (e) - (h)
11		<b>1. INTANGIBLE PLANT</b>						
12	301	Organization		\$130,422	4.0000%	\$5,217	\$119,197	\$11,225
13	302	Franchises and Consents		9,496	4.0200%	382	(624)	10,121
14	303	Miscellaneous Intangible Plant		276,605	4.0600%	—	383,848	(107,242)
15	303.1	Misc. Intangible		616,460	1.8200%	11,220	—	616,460
16		<b>Subtotal</b>		<u>\$1,032,983</u>		<u>\$16,818</u>	<u>\$502,421</u>	<u>\$530,563</u>
17								
18		<b>4. TRANSMISSION PLANT</b>						
19								
20	365.1- 365.2	Land and Rights of Way		\$190,844	0.0000%	\$—	\$—	\$190,844
21	366	Structures and Improvements		—	0.0000%	—	—	—
22	367	Mains		49,642,437	2.5400%	1,260,918	3,700,642	45,941,795
23	368	Compressor Station Equipment		—	0.0000%	—	—	—
24	369	Meas. and Reg. Station Equipment		3,071,973	3.4900%	107,212	537,896	2,534,077
25	370	Communication Equipment		—	0.0000%	—	—	—
26	371	Other Equipment		—	0.0000%	—	—	—
27		<b>Subtotal</b>		<u>\$52,905,254</u>		<u>\$1,368,130</u>	<u>\$4,238,538</u>	<u>\$48,666,716</u>
28								
29		<b>5. DISTRIBUTION PLANT</b>						
30								
31	374	Land and Land Rights		\$1,638,159	0.0000%	\$—	\$47,006	\$1,591,153
32	375.1	Structures and Improvements		346,597	3.4900%	12,096	171,778	174,819
33	375.2	Other System Structures		—	0.0000%	—	(9,710)	9,710
34	376	Mains		311,207,794	2.3000%	7,157,779	36,766,476	274,441,317
35	376.9	Mains - Cathodic Protection Anodes		29,441,991	6.6667%	1,962,799	11,317,697	18,124,294
36	377	Compressor Station Equipment		—	0.0000%	—	—	—
37	378	Meas. and Reg. Station Equipment - General		18,503,337	2.2400%	414,475	1,345,702	17,157,635
38	379	Meas. and Reg. Stations Equipment - City Gates		7,332,409	2.0400%	149,581	976,477	6,355,931
39	380	Services		214,224,297	3.2200%	6,898,022	26,375,475	187,848,822
40	380.1	Ind Service Line Equip		5,655	3.2200%	182	—	5,655
41	380.2	Comm Service Line Equip		47,745	3.2200%	1,537	—	47,745
42	380.4	Yard Lines-Customer Svc		38,301	3.2200%	1,233	—	38,301
43	381	Meters		61,009,169	4.0700%	2,483,073	18,928,738	42,080,431
44	382	Meter Installations		50,353	0.0000%	—	8,535	41,819
45	383	Regulators		15,470,019	3.5400%	547,639	5,505,177	9,964,842
46	385	Industrial Meas. and Reg. Station Equipment		17,250,741	2.3800%	410,568	3,330,900	13,919,841
47	386	Other Property on Customer Premises		638,227	14.2500%	90,947	469,830	168,397
48	387	Meas. & Reg. Stat. Equipment		—	0.0000%	—	—	—
49		<b>Subtotal</b>		<u>\$677,204,795</u>		<u>\$20,129,933</u>	<u>\$105,234,081</u>	<u>\$571,970,714</u>
50								
51		<b>6. GENERAL PLANT</b>						
52								
53	389	Land and Land Rights		\$610,554	0.0000%	\$—	\$—	\$610,554
54	390.1	Structures and Improvements		9,163,745	2.9900%	273,996	1,812,525	7,351,220
55	390.2	Leasehold Improvements		98,696	0.0000%	—	98,730	(35)
56	391.1	Office Furniture and Equipment		962,862	6.6667%	64,191	464,002	498,860
57	391.4	Audio Visual Equip		—	0.0000%	—	—	—
58	391.6	Purchased Software		—	0.0000%	—	—	—
59	391.9	Computers & Electronic Equip		1,218,852	14.2857%	174,122	684,706	534,145
60	392	Transportation Equipment		11,377,096	7.7800%	—	3,053,696	8,323,400
61	392.2	Transport Equip Pickup Trucks & Vans		44,790	7.7800%	—	—	44,790
62	393	Stores Equipment		38,356	6.6667%	2,557	23,423	14,934
63	394	Tools, Shop and Garage Equipment		8,955,429	6.6667%	597,029	2,909,627	6,045,802
64	394.1	Tools		85,182	6.6667%	5,679	—	85,182
65	395	Lab Equipment		3,601	0.0000%	—	47	3,554
66	396	Power Operated Equipment		2,972,953	5.9000%	—	769,612	2,203,341
67	397	Communication Equipment		24,891,424	6.6667%	1,659,428	7,866,967	17,024,457
68	398	Miscellaneous Equipment		—	0.0000%	—	(14,531)	14,531
69	399	Other Tangible Property		—	0.0000%	—	—	—
70		<b>Subtotal</b>		<u>\$60,423,541</u>		<u>\$2,777,001</u>	<u>\$17,668,804</u>	<u>\$42,754,736</u>
71								
72		<b>TOTAL</b>		<u>\$791,566,572</u>		<u>\$24,291,882</u>	<u>\$127,643,844</u>	<u>\$663,922,729</u>
73		Rate Base Adjustments		—		—	—	—
74		<b>Adjusted Total</b>		<u>\$791,566,572</u>		<u>\$24,291,882</u>	<u>\$127,643,844</u>	<u>\$663,922,729</u>

(A) Column (e) includes Rule 8.209 projects in the amount of: \$1,684,506

Texas Gas Service Company, a Division of ONE Gas, Inc. - West North Service Area  
Interim Rate Adjustment Application  
12 Month Period Ending December 31, 2023  
Direct Initial Plant - Fort Bliss

Line No.	FERC Account		Ref	Gross Plant Per	Depreciation Rate	Depreciation	Accumulated	Net Plant
	No.	FERC Account Titles		Case No. 12849				
(a)	(b)	(c)	(d)	As of 12/31/2022	per Case No. 9896	Expense	Depreciation	(i) = (e) - (h)
				(e)	(f)	(g)	(h)	
11		<b>1. INTANGIBLE PLANT</b>						
12	301	Organization		\$—	4.0000 %	\$—	\$—	\$—
13	302	Franchises and Consents		—	4.0200 %	—	—	—
14	303	Miscellaneous Intangible Plant		—	4.0600 %	—	—	—
15	303.1	Misc. Intangible		—	1.8200 %	—	—	—
16		<b>Subtotal</b>		<u>\$—</u>		<u>\$—</u>	<u>\$—</u>	<u>\$—</u>
17								
18		<b>4. TRANSMISSION PLANT</b>						
19								
20	365.1- 365.2	Land and Rights of Way		\$—	0.0000%	\$—	\$—	\$—
21	366	Structures and Improvements		—	0.0000%	—	—	—
22	367	Mains		—	2.5400 %	—	—	—
23	368	Compressor Station Equipment		—	0.0000%	—	—	—
24	369	Meas. and Reg. Station Equipment		—	3.4600%	—	—	—
25	370	Communication Equipment		—	0.0000%	—	—	—
26	371	Other Equipment		—	0.0000%	—	—	—
27		<b>Subtotal</b>		<u>\$—</u>		<u>\$—</u>	<u>\$—</u>	<u>\$—</u>
28								
29		<b>5. DISTRIBUTION PLANT</b>						
30	374	Land and Land Rights		\$19,533	0.0000%	\$—	\$7,097	\$12,436
31	375.1	Structures and Improvements		—	3.4900 %	—	—	—
32	375.2	Other System Structures		—	2.3800 %	—	—	—
33	376	Mains		6,067,557	2.3000 %	139,554	750,945	5,316,611
34	376.9	Mains - Cathodic Protection Anodes		131,950	6.6667 %	8,797	49,491	82,458
35	377	Compressor Station Equipment		—	0.0000%	—	—	—
36	378	Meas. and Reg. Station Equipment - General		640,700	2.2400 %	14,352	36,289	604,411
37	379	Meas. and Reg. Stations Equipment - City Gates		—	2.0400 %	—	—	—
38	380	Services		1,108,348	3.2200 %	35,689	151,418	956,931
39	380.1	Ind Service Line Equip		—	3.2200 %	—	—	—
40	380.2	Comm Service Line Equip		—	3.2200 %	—	—	—
41	380.4	Yard Lines-Customer Svc		—	3.2200 %	—	—	—
42	381	Meters		147,452	4.0700%	6,001	53,046	94,406
43	382	Meter Installations		—	0.0000%	—	—	—
44	383	Regulators		94,609	3.5400 %	3,349	17,800	76,810
45	385	Industrial Meas. and Reg. Station Equipment		306,223	2.3800 %	7,288	20,048	286,174
46	386	Other Property on Customer Premises		—	14.2500 %	—	—	—
47	387	Meas. & Reg. Stat. Equipment		—	1.9500 %	—	—	—
48		<b>Subtotal</b>		<u>\$8,516,372</u>		<u>\$215,030</u>	<u>\$1,086,135</u>	<u>\$7,430,237</u>
49								
50		<b>6. GENERAL PLANT</b>						
51	389	Land and Land Rights		\$—	0.0000%	\$—	\$—	\$—
52	390.1	Structures and Improvements		—	2.9900 %	—	—	—
53	390.2	Leasehold Improvements		—	14.8800 %	—	—	—
54	391.1	Office Furniture and Equipment		—	6.6667 %	—	—	—
55	391.4	Audio Visual Equip		—	0.0000%	—	—	—
56	391.6	Purchased Software		—	0.0000%	—	—	—
57	391.9	Computers & Electronic Equip		—	14.2857 %	—	(15,138)	15,138
58	392	Transportation Equipment		—	7.7800 %	—	—	—
59	392.2	Transport Equip Pickup Trucks & Vans		—	7.7800 %	—	—	—
60	393	Stores Equipment		—	6.6667 %	—	—	—
61	394	Tools, Shop and Garage Equipment		11,690	6.6667 %	779	1,943	9,747
62	394.1	Tools		—	6.6667 %	—	—	—
63	395	Lab Equipment		—	0.0000%	—	—	—
64	396	Power Operated Equipment		—	5.9000 %	—	—	—
65	397	Communication Equipment		48,893	6.6667 %	3,260	21,767	27,125
66	398	Miscellaneous Equipment		—	0.0000%	—	—	—
67	399	Other Tangible Property		—	0.0000%	—	—	—
68		<b>Subtotal</b>		<u>\$60,583</u>		<u>\$4,039</u>	<u>\$8,572</u>	<u>\$52,010</u>
69								
70		<b>TOTAL</b>		<u>\$8,576,955</u>		<u>\$219,068</u>	<u>\$1,094,708</u>	<u>\$7,482,247</u>
71		Rate Base Adjustments		—		—	—	—
72		<b>Adjusted Total</b>		<u>\$8,576,955</u>		<u>\$219,068</u>	<u>\$1,094,708</u>	<u>\$7,482,247</u>
73								
74								

(A) Column (e) includes Rule 8.209 projects in the amount of: \$0.00

Texas Gas Service Company, a Division of ONE Gas, Inc. - West North Service Area  
Interim Rate Adjustment Application  
12 Month Period Ending December 31, 2023  
Direct Current Plant

Line No.	FERC Account No.	FERC Account Titles	Ref	Gross Plant As of 12/31/2023	Depreciation Rate per Case No. 9896	Depreciation Expense	Accumulated Depreciation	Net Plant
(a)	(b)	(c)	(d)	(e)	(f)	(g)	(h)	(i) = (e) - (h)
11		<b>1. INTANGIBLE PLANT</b>						
12	301	Organization		\$130,422	4.0000%	\$5,217	\$122,888	\$7,534
13	302	Franchises and Consents		9,496	4.0200%	382	(245)	9,741
14	303	Miscellaneous Intangible Plant		276,605	4.0600%	—	395,067	(118,462)
	303.1	Miscellaneous Intangible Plant		616,460	1.8200%	11,220	—	616,460
15		<b>Subtotal</b>		<b>\$1,032,983</b>		<b>\$16,818</b>	<b>\$517,711</b>	<b>\$515,272</b>
16								
17		<b>4. TRANSMISSION PLANT</b>						
18	365.1-365.2	Land and Rights of Way		\$190,844	0.0000%	\$—	\$—	\$190,844
19	366	Structures and Improvements		—	0.0000%	—	—	—
20	367	Mains		59,086,244	2.5400%	1,500,791	4,355,699	54,730,546
21	368	Compressor Station Equipment		—	0.0000%	—	—	—
22	369	Meas. and Reg. Station Equipment		3,135,667	3.4900%	109,435	622,471	2,513,196
23	370	Communication Equipment		—	0.0000%	—	—	—
24	371	Other Equipment		—	0.0000%	—	—	—
25		<b>Subtotal</b>		<b>\$62,412,755</b>		<b>\$1,610,225</b>	<b>\$4,978,169</b>	<b>\$57,434,585</b>
26								
27		<b>5. DISTRIBUTION PLANT</b>						
28	374	Land & Land Rights		\$1,645,674	0.0000%	\$—	\$47,006	\$1,598,668
30	375.1	Structures and Improvements		346,597	3.4900%	12,096	153,098	193,500
31	375.2	Other System Structures		—	0.0000%	—	25,743	(25,743)
32	376	Mains		335,518,077	2.3000%	7,716,916	43,212,494	292,305,583
33	376.9	Mains - Cathodic Protection Anodes		31,292,873	6.6667%	2,086,192	12,581,462	18,711,411
34	377	Compressor Station Equipment		—	0.0000%	—	—	—
35	378	Meas. and Reg. Station Equipment - General		22,419,853	2.2400%	502,205	1,755,418	20,664,435
36	379	Meas. and Reg. Stations Equipment - City Gates		8,055,792	2.0400%	164,338	934,113	7,121,679
37	380	Services		238,063,289	3.2200%	7,665,638	30,035,807	208,027,482
38	380.1	Ind Service Line Equip		23,972	3.2200%	772	—	23,972
39	380.2	Comm Service Line Equip		63,621	3.2200%	2,049	—	63,621
40	380.4	Yard Line-Customer Svc		46,434	3.2200%	1,495	—	46,434
41	381	Meters		63,974,189	4.0700%	2,603,750	21,298,344	42,675,845
42	382	Meter Installations		59,299	0.0000%	—	9,034	50,265
43	383	Regulators		16,156,959	3.5400%	571,956	6,020,264	10,136,696
44	385	Industrial Meas. and Reg. Station Equipment		17,520,405	2.3800%	416,986	3,717,121	13,803,285
45	386	Other Property and Equipment		638,227	14.2500%	—	561,607	76,620
46	387	Meas. & Reg. Stat. Equipment		—	0.0000%	—	—	—
47		<b>Subtotal</b>		<b>\$735,825,262</b>		<b>\$21,744,391</b>	<b>\$120,351,510</b>	<b>\$615,473,753</b>
48								
49		<b>6. GENERAL PLANT</b>						
50	389	Land and Land Rights		\$1,718,119	0.0000%	\$—	\$—	\$1,718,119
51	390.1	Structures and Improvements		9,792,869	2.9900%	292,807	2,071,875	7,720,994
52	390.2	Structures and Improvements		(26)	0.0000%	—	9	(35)
53	391.1	Office Furniture and Equipment		966,096	6.6667%	64,406	524,374	441,722
54	391.4	Audio Visual Equip		—	0.0000%	—	—	—
55	391.9	Computers & Electronic Equip		1,539,826	14.2857%	219,975	985,151	554,675
56	392	Transportation Equipment		15,381,770	7.7800%	—	4,241,727	11,140,043
57	392.2	Transport Equip Pickup Trucks & Vans		—	7.7800%	—	—	—
58	393	Stores Equipment		26,647	6.6667%	—	23,258	3,389
59	394	Tools, Shop and Garage Equipment		9,274,682	6.6667%	618,312	3,346,226	5,928,456
60	394.1	Tools		100	6.6667%	7	—	100
61	395	Lab Equipment		—	0.0000%	—	1	(1)
62	396	Power Operated Equipment		3,775,935	5.9000%	—	945,028	2,830,907
63	397	Communication Equipment		24,843,142	6.6667%	1,656,209	9,361,641	15,481,501
64	398	Miscellaneous Equipment		—	0.0000%	—	30	(30)
65	399	Other Tangible Property		—	0.0000%	—	—	—
66		<b>Subtotal</b>		<b>\$67,319,160</b>		<b>\$2,851,717</b>	<b>\$21,499,321</b>	<b>\$45,819,839</b>
67								
68		<b>TOTAL</b>		<b>\$866,590,161</b>		<b>\$26,223,152</b>	<b>\$147,346,711</b>	<b>\$719,243,450</b>
69		Rate Base Adjustments		—		—	—	—
70		<b>Adjusted Total</b>		<b>\$866,590,161</b>		<b>\$26,223,152</b>	<b>\$147,346,711</b>	<b>\$719,243,450</b>
71				(A)				
72								
73	(A)	Column (e) includes Rule 8.209 projects in the amount of:		\$1,905,182				

Texas Gas Service Company, a Division of ONE Gas, Inc. - West North Service Area  
Interim Rate Adjustment Application  
12 Month Period Ending December 31, 2023  
Direct Current Plant - Fort Bliss

Line No.	FERC Account No.	FERC Account Titles	Ref	Gross Plant As of 12/31/2023	Depreciation Rate per Case No. 9896	Depreciation Expense	Accumulated Depreciation	Net Plant
(a)	(b)	(c)	(d)	(e)	(f)	(g)	(h)	(i) = (e) - (h)
11		<b>1. INTANGIBLE PLANT</b>						
12	301	Organization		\$—	4.0000%	\$—	\$—	\$—
13	302	Franchises and Consents		—	4.0200%	—	—	—
14	303	Miscellaneous Intangible Plant		—	4.0600%	—	—	—
15	303.1	Miscellaneous Intangible Plant		—	1.8200%	—	—	—
16		<b>Subtotal</b>		<u>\$—</u>		<u>\$—</u>	<u>\$—</u>	<u>\$—</u>
17								
18		<b>4. TRANSMISSION PLANT</b>						
19	365.1-365.2	Land and Rights of Way		\$—	0.0000%	\$—	\$—	\$—
20	366	Structures and Improvements		—	0.0000%	—	—	—
21	367	Mains		—	2.5400%	—	—	—
22	368	Compressor Station Equipment		—	0.0000%	—	—	—
23	369	Meas. and Reg. Station Equipment		—	3.4600%	—	—	—
24	370	Communication Equipment		—	0.0000%	—	—	—
25	371	Other Equipment		—	0.0000%	—	—	—
26		<b>Subtotal</b>		<u>\$—</u>		<u>\$—</u>	<u>\$—</u>	<u>\$—</u>
27								
28		<b>5. DISTRIBUTION PLANT</b>						
29	374	Land & Land Rights		\$19,533	0.0000%	\$—	\$7,878	\$11,655
30	375.1	Structures and Improvements		—	3.4900%	—	—	—
31	375.2	Other System Structures		—	2.3800%	—	—	—
32	376	Mains		6,256,278	2.3000%	143,894	747,631	5,508,648
33	376.9	Mains - Cathodic Protection Anodes		138,952	6.6667%	9,263	66,117	72,835
34	377	Compressor Station Equipment		—	0.0000%	—	—	—
35	378	Meas. and Reg. Station Equipment - General		620,587	2.2400%	13,901	49,839	570,748
36	379	Meas. and Reg. Stations Equipment - City Gates		—	2.0400%	—	—	—
37	380	Services		1,222,288	3.2200%	39,358	119,315	1,102,973
38	380.1	Ind Service Line Equip		—	3.2200%	—	—	—
39	380.2	Comm Service Line Equip		—	3.2200%	—	—	—
40	380.4	Yard Line-Customer Svc		—	3.2200%	—	—	—
41	381	Meters		147,452	4.0700%	6,001	59,387	88,065
42	382	Meter Installations		—	0.0000%	—	—	—
43	383	Regulators		74,496	3.5400%	2,637	21,134	53,363
44	385	Industrial Meas. and Reg. Station Equipment		464,098	2.3800%	11,046	27,573	436,525
45	386	Other Property and Equipment		—	14.2500%	—	—	—
46	387	Meas. & Reg. Stat. Equipment		—	1.9500%	—	—	—
47		<b>Subtotal</b>		<u>\$8,943,686</u>		<u>\$226,101</u>	<u>\$1,098,874</u>	<u>\$7,844,812</u>
48								
49		<b>6. GENERAL PLANT</b>						
50	389	Land and Land Rights		\$—	0.0000%	\$—	\$—	\$—
51	390.1	Structures and Improvements		—	2.9900%	—	—	—
52	390.2	Structures and Improvements		—	14.8800%	—	—	—
53	391.1	Office Furniture and Equipment		—	6.6667%	—	—	—
54	391.4	Audio Visual Equip		—	0.0000%	—	—	—
55	391.9	Computers & Electronic Equip		—	0.0000%	—	(15,138)	15,138
56	392	Transportation Equipment		—	14.2857%	—	—	—
57	393	Stores Equipment		—	7.7800%	—	—	—
58	394	Tools, Shop and Garage Equipment		11,690	6.6667%	779	2,723	8,967
59	395	Lab Equipment		—	6.6667%	—	—	—
60	396	Power Operated Equipment		—	0.0000%	—	—	—
61	397	Communication Equipment		48,893	6.6667%	3,260	25,028	23,864
62	398	Miscellaneous Equipment		—	0.0000%	—	—	—
63	399	Other Tangible Property		—	0.0000%	—	—	—
64		<b>Subtotal</b>		<u>\$60,583</u>		<u>\$4,039</u>	<u>\$12,613</u>	<u>\$47,970</u>
65								
66		<b>TOTAL</b>		<u>\$9,004,268</u>		<u>\$230,140</u>	<u>\$1,111,487</u>	<u>\$7,892,782</u>
67		Rate Base Adjustments		—		—	—	—
68		<b>Adjusted Total</b>		<u>\$9,004,268</u>		<u>\$230,140</u>	<u>\$1,111,487</u>	<u>\$7,892,782</u>
69				(A)				
70								
71								

(A) Column (e) includes Rule 8.209 projects in the amount of: \$—

Texas Gas Service Company, a Division of ONE Gas, Inc. - West North Service Area  
Interim Rate Adjustment Application  
12 Month Period Ending December 31, 2023  
Direct Incremental Investment

Line No.	FERC Account No.	FERC Account Titles	Ref	Change in Gross		Depreciation Expense	Accumulated Depreciation	Net Plant
				Plant As of 12/31/2023	Depreciation Rate per Case No. 9896			
(a)	(b)	(c)	(d)	(e)	(f)	(g)	(h)	(i) = (e) - (h)
11		<b>1. INTANGIBLE PLANT</b>						
12	301	Organization		\$—	4.0000%	\$—	\$3,691	\$(3,691)
13	302	Franchises and Consents		—	4.0200%	—	380	(380)
14	303	Miscellaneous Intangible Plant		—	4.0600%	—	11,220	(11,220)
15	303.1	Miscellaneous Intangible Plant		—	1.8200%	—	—	—
16		<b>Subtotal</b>		<u>\$—</u>		<u>\$—</u>	<u>\$15,290</u>	<u>\$(15,290)</u>
17								
18		<b>4. TRANSMISSION PLANT</b>						
19								
20	365.1- 365.2	Land and Rights of Way		\$—	0.0000%	\$—	\$—	\$—
21	366	Structures and Improvements		—	0.0000%	—	—	—
22	367	Mains		9,443,807	2.5400%	239,873	655,057	8,788,750
23	368	Compressor Station Equipment		—	0.0000%	—	—	—
24	369	Meas. and Reg. Station Equipment		63,694	3.4900%	2,223	84,575	(20,881)
25	370	Communication Equipment		—	0.0000%	—	—	—
26	371	Other Equipment		—	0.0000%	—	—	—
27		<b>Subtotal</b>		<u>\$9,507,501</u>		<u>\$242,096</u>	<u>\$739,632</u>	<u>\$8,767,869</u>
28								
29		<b>5. DISTRIBUTION PLANT</b>						
30	374	Land and Land Rights		\$7,515	0.0000%	\$—	\$(0)	\$7,515
31	375.1	Structures and Improvements		—	3.4900%	—	(18,680)	18,680
32	375.2	Other System Structures		—	0.0000%	—	35,453	(35,453)
33	376	Mains		24,310,283	2.3000%	559,137	6,446,017	17,864,266
34	376.9	Mains - Cathodic Protection Anodes		1,850,881	6.6667%	123,392	1,263,765	587,117
35	377	Compressor Station Equipment		—	0.0000%	—	—	—
36	378	Meas. and Reg. Station Equipment - General		3,916,516	2.2400%	87,730	409,716	3,506,800
37	379	Meas. and Reg. Stations Equipment - City Gates		723,384	2.0400%	14,757	(42,364)	765,748
38	380	Services		23,838,992	3.2200%	767,616	3,660,332	20,178,660
39	380.1	Ind Service Line Equip		18,317	3.2200%	590	—	18,317
40	380.2	Comm Service Line Equip		15,876	3.2200%	511	—	15,876
41	380.4	Yard Lines-Customer Svc		8,133	3.2200%	262	—	8,133
42	381	Meters		2,965,020	4.0700%	120,676	2,369,606	595,414
43	382	Meter Installations		8,946	0.0000%	—	500	8,447
44	383	Regulators		686,940	3.5400%	24,318	515,087	171,853
45	385	Industrial Meas. and Reg. Station Equipment		269,664	2.3800%	6,418	386,221	(116,557)
46	386	Other Property and Equipment		—	14.2500%	(90,947)	91,777	(91,777)
47	387	Meas. & Reg. Stat. Equipment		—	0.0000%	—	—	—
48		<b>Subtotal</b>		<u>\$58,620,468</u>		<u>\$1,614,459</u>	<u>\$15,117,429</u>	<u>\$43,503,039</u>
49								
50		<b>6. GENERAL PLANT</b>						
51	389	Land and Land Rights		\$1,107,565	0.0000%	\$—	\$—	\$1,107,565
52	390.1	Structures and Improvements		629,124	2.9900%	18,811	259,350	369,774
53	390.2	Structures and Improvements		(98,721)	0.0000%	—	(98,721)	(0)
54	391.1	Office Furniture and Equipment		3,234	6.6667%	216	60,373	(57,139)
55	391.4	Audio Visual Equip		—	0.0000%	—	—	—
56	391.9	Computers & Electronic Equip		1,539,826	14.2857%	219,975	985,151	554,675
57	392	Transportation Equipment		14,162,918	7.7800%	(174,122)	3,557,021	10,605,897
58	392.2	Transport Equip Pickup Trucks & Vans		(44,790)	7.7800%	—	(3,053,696)	(8,323,400)
59	393	Stores Equipment		(11,350,449)	6.6667%	—	23,258	(41,401)
60	394	Tools, Shop and Garage Equipment		9,236,325	6.6667%	615,755	3,322,804	5,913,522
61	394.1	Tools		(85,082)	6.6667%	(597,022)	(2,909,627)	(6,045,702)
62	395	Lab Equipment		(8,955,429)	0.0000%	(5,679)	1	(85,183)
63	396	Power Operated Equipment		3,772,334	5.9000%	—	944,981	2,827,352
64	397	Communication Equipment		21,870,189	6.6667%	1,656,209	8,592,029	13,278,161
65	398	Miscellaneous Equipment		(24,891,424)	0.0000%	(1,659,428)	(7,866,937)	(17,024,487)
66	399	Other Tangible Property		—	0.0000%	—	14,531	(14,531)
67		<b>Subtotal</b>		<u>\$6,895,620</u>		<u>\$74,715</u>	<u>\$3,830,517</u>	<u>\$3,065,103</u>
68		<b>TOTAL</b>		<u>\$75,023,588</u>		<u>\$1,931,270</u>	<u>\$19,702,868</u>	<u>\$55,320,721</u>
69		Rate Base Adjustments		—		—	—	—
70		<b>Adjusted Total</b>		<u>\$75,023,588</u>		<u>\$1,931,270</u>	<u>\$19,702,868</u>	<u>\$55,320,721</u>
71				(A)				
72								
73		Column (e) includes Rule 8.209 projects in the amount of:		\$220,676				



Texas Gas Service Company, a Division of ONE Gas, Inc. - West North Service Area  
Interim Rate Adjustment Application  
12 Month Period Ending December 31, 2023  
Direct Incremental Investment - Fort Bliss

Line No.	FERC Account No.	FERC Account Titles	Ref	Change in Gross	Depreciation Rate per Case No. 9896	Depreciation Expense	Accumulated Depreciation	Net Plant
				Plant As of 12/31/2023				
(a)	(b)	(c)	(d)	(e)	(f)	(g)	(h)	(i) = (e) - (h)
11		<b>1. INTANGIBLE PLANT</b>						
12	301	Organization		\$—	4.0000%	\$—	\$—	\$—
13	302	Franchises and Consents		—	4.0200%	—	—	—
14	303	Miscellaneous Intangible Plant		—	4.0600%	—	—	—
15	303.1	Miscellaneous Intangible Plant		—	1.8200%	—	—	—
16		<b>Subtotal</b>		<u>\$—</u>		<u>\$—</u>	<u>\$—</u>	<u>\$—</u>
17								
18		<b>4. TRANSMISSION PLANT</b>						
19	365.1- 365.2	Land and Rights of Way		\$—	0.0000%	\$—	\$—	\$—
20	366	Structures and Improvements		—	0.0000%	—	—	—
21	367	Mains		—	2.5400%	—	—	—
22	368	Compressor Station Equipment		—	0.0000%	—	—	—
23	369	Meas. and Reg. Station Equipment		—	3.4600%	—	—	—
24	370	Communication Equipment		—	0.0000%	—	—	—
25	371	Other Equipment		—	0.0000%	—	—	—
26		<b>Subtotal</b>		<u>\$—</u>		<u>\$—</u>	<u>\$—</u>	<u>\$—</u>
27								
28		<b>5. DISTRIBUTION PLANT</b>						
29	374	Land and Land Rights		\$—	0.0000%	\$—	\$781	\$(781)
30	375.1	Structures and Improvements		—	3.4900%	—	—	—
31	375.2	Other System Structures		—	2.3800%	—	—	—
32	376	Mains		188,722	2.3000%	4,341	(3,315)	192,036
33	376.9	Mains - Cathodic Protection Anodes		7,002	6.6667%	467	16,625	(9,623)
34	377	Compressor Station Equipment		—	0.0000%	—	—	—
35	378	Meas. and Reg. Station Equipment - General		(20,112)	2.2400%	(451)	13,550	(33,663)
36	379	Meas. and Reg. Stations Equipment - City Gates		—	2.0400%	—	—	—
37	380	Services		113,940	3.2200%	3,669	(32,103)	146,043
38	380.1	Ind Service Line Equip		—	3.2200%	—	—	—
39	380.2	Comm Service Line Equip		—	3.2200%	—	—	—
40	380.4	Yard Lines-Customer Svc		—	3.2200%	—	—	—
41	381	Meters		—	4.0700%	—	6,341	(6,341)
42	382	Meter Installations		—	0.0000%	—	—	—
43	383	Regulators		(20,113)	3.5400%	(712)	3,334	(23,447)
44	385	Industrial Meas. and Reg. Station Equipment		157,875	2.3800%	3,757	7,525	150,350
45	386	Other Property and Equipment		—	14.2500%	—	—	—
46	387	Meas. & Reg. Stat. Equipment		—	1.9500%	—	—	—
47		<b>Subtotal</b>		<u>\$427,313</u>		<u>\$11,071</u>	<u>\$12,739</u>	<u>\$414,575</u>
48								
49		<b>6. GENERAL PLANT</b>						
50	389	Land and Land Rights		\$—	0.0000%	\$—	\$—	\$—
51	390.1	Structures and Improvements		—	2.9900%	—	—	—
52	390.2	Structures and Improvements		—	14.8800%	—	—	—
53	391.1	Office Furniture and Equipment		—	6.6667%	—	—	—
54	391.4	Audio Visual Equip		—	0.0000%	—	—	—
55	391.9	Computers & Electronic Equip		—	0.0000%	—	(15,138)	15,138
56	392	Transportation Equipment		—	14.2857%	—	15,138	(15,138)
57	393	Stores Equipment		—	7.7800%	—	—	—
58	394	Tools, Shop and Garage Equipment		11,690	6.6667%	779	2,723	8,967
59	395	Lab Equipment		(11,690)	6.6667%	(779)	(1,943)	(9,747)
60	396	Power Operated Equipment		—	0.0000%	—	—	—
61	397	Communication Equipment		48,893	5.9000%	3,260	25,028	23,864
62	398	Miscellaneous Equipment		(48,893)	6.6667%	(3,260)	(21,767)	(27,125)
63	399	Other Tangible Property		—	0.0000%	—	—	—
64		<b>Subtotal</b>		<u>\$—</u>		<u>\$—</u>	<u>\$4,040</u>	<u>\$(4,040)</u>
65								
66		<b>TOTAL</b>		<u>\$427,313</u>		<u>\$11,071</u>	<u>\$16,779</u>	<u>\$410,534</u>
67		Rate Base Adjustments		—		—	—	—
68		<b>Adjusted Total</b>		<u>\$427,313</u>		<u>\$11,071</u>	<u>\$16,779</u>	<u>\$410,534</u>
69				(A)				
70								
71		Column (e) includes Rule 8.209 projects in the amount of:		\$—				

Texas Gas Service Company, a Division of ONE Gas, Inc. - West North Service Area  
Interim Rate Adjustment Application  
12 Month Period Ending December 31, 2023  
Division Initial Plant

Line No.	FERC Account No.	FERC Account Titles	Ref	Gross Plant Per Case No. 12849 As of 12/31/2022	Depreciation Rate per Case No. 9896	Depreciation Expense	Accumulated Depreciation	Net Plant	Allocation Factor	Allocated Gross Plant	Allocated Depreciation Expense	Allocated Accumulated Depreciation	Allocated Net Plant	Service Area Factor 12/31/2023	Increase/decrease in allocation factor from 2022-2023	Increase/decrease in allocated gross plant from last filing	Increase/decrease in allocated depr expense from last filing	Increase/decrease in allocated depr from last filing	Increase/decrease in allocated net plant from last filing
(a)	(b)	(c)	(d)	(e)	(f)	(g)	(h)	(i)	(j)	(k)	(l)	(m)	(n)	(o)	(p)	(q)	(r)	(s)	(t)
					(f) x (g)		(h) - (i)	(e) - (h)	(j)	(k) x (j)	(l) x (j)	(m) x (j)	(i) x (j)	(o)	(o) - (j)	(p) x (e)	(p) x (g)	(p) x (h)	(q) - (s)
11		<b>1. INTANGIBLE PLANT</b>																	
12	301	Organization		\$—	0.0000%	\$—	\$—	\$—	44.14620%	\$—	\$—	\$—	\$—	44.05140%	-0.09480%	\$—	\$—	\$—	\$—
13	302	Franchises and Consents		—	0.0000%	—	—	—	44.14620%	—	—	—	—	44.05140%	-0.09480%	—	—	—	—
14	303	Miscellaneous Intangible Plant		—	0.0000%	—	—	—	44.14620%	—	—	—	—	44.05140%	-0.09480%	—	—	—	—
15		<b>Subtotal</b>		<u>\$—</u>		<u>\$—</u>	<u>\$—</u>	<u>\$—</u>		<u>\$—</u>	<u>\$—</u>	<u>\$—</u>	<u>\$—</u>			<u>\$—</u>	<u>\$—</u>	<u>\$—</u>	<u>\$—</u>
16		<b>4. TRANSMISSION PLANT</b>																	
18	365.1- 365.2	Land and Rights of Way		\$—	0.0000%	\$—	\$—	\$—	44.14620%	\$—	\$—	\$—	\$—	44.05140%	-0.09480%	\$—	\$—	\$—	\$—
19	366	Structures and Improvements		—	0.0000%	—	—	—	44.14620%	—	—	—	—	44.05140%	-0.09480%	—	—	—	—
20	367	Mains		—	0.0000%	—	—	—	44.14620%	—	—	—	—	44.05140%	-0.09480%	—	—	—	—
21	368	Compressor Station Equipment		—	0.0000%	—	—	—	44.14620%	—	—	—	—	44.05140%	-0.09480%	—	—	—	—
22	369	Meas. and Reg. Station Equipment		—	0.0000%	—	—	—	44.14620%	—	—	—	—	44.05140%	-0.09480%	—	—	—	—
23	370	Communication Equipment		—	0.0000%	—	—	—	44.14620%	—	—	—	—	44.05140%	-0.09480%	—	—	—	—
24	371	Other Equipment		—	0.0000%	—	—	—	44.14620%	—	—	—	—	44.05140%	-0.09480%	—	—	—	—
25		<b>Subtotal</b>		<u>\$—</u>		<u>\$—</u>	<u>\$—</u>	<u>\$—</u>		<u>\$—</u>	<u>\$—</u>	<u>\$—</u>	<u>\$—</u>			<u>\$—</u>	<u>\$—</u>	<u>\$—</u>	<u>\$—</u>
26		<b>5. DISTRIBUTION PLANT</b>																	
27		<b>5. DISTRIBUTION PLANT</b>																	
28	374.1	Land		\$—	0.0000%	\$—	\$—	\$—	44.14620%	\$—	\$—	\$—	\$—	44.05140%	-0.09480%	\$—	\$—	\$—	\$—
29	374.2	Land Rights		—	0.0000%	—	—	—	44.14620%	—	—	—	—	44.05140%	-0.09480%	—	—	—	—
30	375.1	Structures & Improvements		—	0.0000%	—	—	—	44.14620%	—	—	—	—	44.05140%	-0.09480%	—	—	—	—
31	375.2	Other System Structures		—	0.0000%	—	—	—	44.14620%	—	—	—	—	44.05140%	-0.09480%	—	—	—	—
32	376	Mains		—	0.0000%	—	—	—	44.14620%	—	—	—	—	44.05140%	-0.09480%	—	—	—	—
33	378	Meas. and Reg. Station Equipment - General		—	0.0000%	—	—	—	44.14620%	—	—	—	—	44.05140%	-0.09480%	—	—	—	—
34	379	Meas. and Reg. Stations Equipment - City Gates		—	0.0000%	—	—	—	44.14620%	—	—	—	—	44.05140%	-0.09480%	—	—	—	—
35	380	Services		—	0.0000%	—	—	—	44.14620%	—	—	—	—	44.05140%	-0.09480%	—	—	—	—
36	381	Meters		—	0.0000%	—	—	—	44.14620%	—	—	—	—	44.05140%	-0.09480%	—	—	—	—
37	382	Meter Installations		—	0.0000%	—	—	—	44.14620%	—	—	—	—	44.05140%	-0.09480%	—	—	—	—
38	383	Regulators		—	0.0000%	—	—	—	44.14620%	—	—	—	—	44.05140%	-0.09480%	—	—	—	—
39	385	Industrial Meas. and Reg. Station Equipment		—	0.0000%	—	—	—	44.14620%	—	—	—	—	44.05140%	-0.09480%	—	—	—	—
40	386	Other Property on Customer Premises		—	0.0000%	—	—	—	44.14620%	—	—	—	—	44.05140%	-0.09480%	—	—	—	—
41	387	Meas. & Reg. Stat. Equipment		—	0.0000%	—	—	—	44.14620%	—	—	—	—	44.05140%	-0.09480%	—	—	—	—
42		<b>Subtotal</b>		<u>\$—</u>		<u>\$—</u>	<u>\$—</u>	<u>\$—</u>		<u>\$—</u>	<u>\$—</u>	<u>\$—</u>	<u>\$—</u>			<u>\$—</u>	<u>\$—</u>	<u>\$—</u>	<u>\$—</u>
43		<b>6. GENERAL PLANT</b>																	
44		<b>6. GENERAL PLANT</b>																	
45	389	Land and Land Rights		\$434,697	0.0000%	\$—	\$—	\$434,697	44.14620%	\$191,902	\$—	\$—	\$191,902	44.05140%	-0.09480%	\$(412)	\$—	\$—	\$(412)
46	390.1	Structures & Improvements		4,490,415	2.5600%	114,955	434,777	4,055,637	44.14620%	1,982,347	50,748	191,938	1,790,410	44.05140%	-0.09480%	(4,257)	(109)	(412)	(3,845)
47	390.17	Building Improv Plum		—	0.0000%	—	—	—	44.14620%	—	—	—	—	44.05140%	-0.09480%	—	—	—	—
48	390.2	Leasehold Improvement		252,484	17.3913%	43,910	201,513	50,971	44.14620%	111,462	19,385	88,960	22,502	44.05140%	-0.09480%	(239)	(42)	(191)	(48)
49	390.2	Lease Incentive		—	0.0000%	—	—	—	44.14620%	—	—	—	—	44.05140%	-0.09480%	—	—	—	—
50	391.1	Office Furniture & Equipment		2,578,857	6.6667%	171,924	348,447	2,230,410	44.14620%	1,138,467	75,898	153,826	984,641	44.05140%	-0.09480%	(2,445)	(163)	(330)	(2,114)
51	391.19	Airplane Hangar Furniture		—	0.0000%	—	—	—	44.14620%	—	—	—	—	44.05140%	-0.09480%	—	—	—	—
52	391.2	Data Processing Equipment		—	0.0000%	—	—	—	44.14620%	—	—	—	—	44.05140%	-0.09480%	—	—	—	—
53	391.2	Oracle Equipment		—	0.0000%	—	—	—	44.14620%	—	—	—	—	44.05140%	-0.09480%	—	—	—	—
54	391.3	Office Machines		—	0.0000%	—	—	—	44.14620%	—	—	—	—	44.05140%	-0.09480%	—	—	—	—
55	391.4	Audio Visual Equipment		—	0.0000%	—	—	—	44.14620%	—	—	—	—	44.05140%	-0.09480%	—	—	—	—

Texas Gas Service Company, a Division of ONE Gas, Inc. - West North Service Area  
Interim Rate Adjustment Application  
12 Month Period Ending December 31, 2023  
Division Initial Plant

Line No.	FERC Account No.	FERC Account Titles	Ref	Gross Plant Per Case No. 12849 As of 12/31/2022	Depreciation Rate per Case No. 9896	Depreciation Expense	Accumulated Depreciation	Net Plant	Allocation Factor	Allocated Gross Plant	Allocated Depreciation Expense	Allocated Accumulated Depreciation	Allocated Net Plant	Service Area Factor 12/31/2023	Increase/	Increase/	Increase/	Increase/	Increase/
															allocation factor from 2022-2023	decrease in allocated gross plant from last filing	decrease in allocated depr expense from last filing	decrease in accumulated depr from last filing	decrease in allocated net plant from last filing
(a)	(b)	(c)	(d)	(e)	(f)	(g)	(h)	(i) - (h)	(j)	(k)	(l) - (j)	(m)	(n)	(o)	(p) - (l)	(q) x (e)	(r) x (g)	(s) x (h)	(t) - (s)
56	391.6	Purchased Software			0.0000%				44.14620%					44.05140%	-0.09480%				
57	391.6	Purchased Software (Banner)			0.0000%				44.14620%					44.05140%	-0.09480%				
58	391.6	Dynamic Risk Assessment			0.0000%				44.14620%					44.05140%	-0.09480%				
59	391.6	Enterprise Plan & Budget			0.0000%				44.14620%					44.05140%	-0.09480%				
60	391.6	GIS Development			0.0000%				44.14620%					44.05140%	-0.09480%				
61	391.6	Oracle Software			0.0000%				44.14620%					44.05140%	-0.09480%				
62	391.6	Concur Project			0.0000%				44.14620%					44.05140%	-0.09480%				
63	391.6	Customer Relations Software			0.0000%				44.14620%					44.05140%	-0.09480%				
64																			
65	391.6	Purchased Software (PowerPlant)			0.0000%				44.14620%					44.05140%	-0.09480%				
66	391.6	Purchased Software (RiskWorks)			0.0000%				44.14620%					44.05140%	-0.09480%				
67	391.6	Maximo-Leak Detect Sys			0.0000%				44.14620%					44.05140%	-0.09480%				
68	391.6	Journey - Employee - ODC			0.0000%				44.14620%					44.05140%	-0.09480%				
69	391.6	Distrigas			0.0000%				44.14620%					44.05140%	-0.09480%				
70	391.6	Journey - Employee Count			0.0000%				44.14620%					44.05140%	-0.09480%				
71	391.6	Payroll - Time Management			0.0000%				44.14620%					44.05140%	-0.09480%				
72	391.6	Accounts Payable Software			0.0000%				44.14620%					44.05140%	-0.09480%				
73	391.8	Micro Computer Equipment			0.0000%				44.14620%					44.05140%	-0.09480%				
74	391.81	Aircraft Computer Equipment			0.0000%				44.14620%					44.05140%	-0.09480%				
75	391.9	Computer & Electronic Equipment		1,568,792	14.2857%	224,113	468,648	1,100,145	44.14620%	692,562	98,937	206,890	485,672	44.05140%	-0.09480%	(1,487)	(212)	(444)	(1,043)
76	391.99	Cloud Computing			0.0000%				44.14620%					44.05140%	-0.09480%				
77	392	Transportation Equipment			0.0000%				44.14620%					44.05140%	-0.09480%				
78	392.3	Transport Equip(Trucks 3/4 to 3 Ton)			0.0000%				44.14620%					44.05140%	-0.09480%				
79	392.5	Trailers			0.0000%				44.14620%					44.05140%	-0.09480%				
80	393	Stores Equipment			0.0000%				44.14620%					44.05140%	-0.09480%				
81	394	Tools, Shop and Garage Equipment		28,576	6.6667%	1,905	7,373	21,203	44.14620%	12,615	841	3,255	9,360	44.05140%	-0.09480%	(27)	(2)	(7)	(20)
82	395	Lab Equipment			0.0000%				44.14620%					44.05140%	-0.09480%				
83	396	Major Work Equipment			0.0000%				44.14620%					44.05140%	-0.09480%				
84	397	Communication Equipment		1,188,735	6.6667%	79,249	833,725	355,010	44.14620%	524,781	34,985	368,058	156,723	44.05140%	-0.09480%	(1,127)	(75)	(790)	(337)
85	398	Miscellaneous Equipment			6.6667%				44.14620%					44.05140%	-0.09480%				
86	399	Other Tangible Property			0.0000%				44.14620%					44.05140%	-0.09480%				
87		<b>Subtotal</b>		<u>\$10,542,556</u>		<u>\$636,056</u>	<u>\$2,294,483</u>	<u>\$8,248,073</u>	44.14620%	<u>\$4,654,138</u>	<u>\$280,795</u>	<u>\$1,012,927</u>	<u>\$3,641,211</u>			<u>\$(9,994)</u>	<u>\$(603)</u>	<u>\$(2,175)</u>	<u>\$(7,819)</u>
88		<b>TOTAL</b>		<u>\$10,542,556</u>		<u>\$636,056</u>	<u>\$2,294,483</u>	<u>\$8,248,073</u>	44.14620%	<u>\$4,654,138</u>	<u>\$280,795</u>	<u>\$1,012,927</u>	<u>\$3,641,211</u>			<u>\$(9,994)</u>	<u>\$(603)</u>	<u>\$(2,175)</u>	<u>\$(7,819)</u>
89		Rate Base Adjustments			0.0000%				44.14620%										
90		<b>Adjusted Total</b>		<u>\$10,542,556</u>	<u>\$-</u>	<u>\$636,056</u>	<u>\$2,294,483</u>	<u>\$8,248,073</u>	44.14620%	<u>\$4,654,138</u>	<u>\$280,795</u>	<u>\$1,012,927</u>	<u>\$3,641,211</u>						

Texas Gas Service Company, a Division of ONE Gas, Inc. - West North Service Area  
Interim Rate Adjustment Application  
12 Month Period Ending December 31, 2023  
Corporate Initial Plant

Line No.	FERC Account No.	FERC Account Titles	Ref	Gross Plant Per Case No. 12849 As of 12/31/2022	Depr Rate per Case No. 9896	Depreciation Expense	Accumulated Depreciation	Net Plant	Allocation Factor	Allocated Gross Plant	Allocated Depr Expense	Allocated Accumulated Depreciation	Allocated Net Plant	Service Area Factors 12/31/2023	Increase or decrease in service area allocation factor from 2022-2023	Increase/ decrease in allocated gross plant from last filing	Increase/ decrease in allocated depr expense from last filing	Increase/ decrease in allocated accumulated depreciation from last filing	Increase/ decrease in allocated net plant from last filing
(a)	(b)	(c)	(d)	(e)	(f)	(g)	(h)	(i)	(j)	(k)	(l)	(m)	(n)	(o)	(p)	(q)	(r)	(s)	(t)
								(e) - (h)		(e) x (j)	(g) x (j)	(h) x (j)	(i) x (j)		(o) - (j)	(p) x (e)	(r) x (g)	(p) x (h)	(q) - (s)
11		<b>1. INTANGIBLE PLANT</b>																	
12	301	Organization		\$—	0.0000%	\$—	\$—	\$—	44.14620%	\$—	\$—	\$—	\$—	44.05140%	-0.09480%	\$—	\$—	\$—	\$—
13	302	Franchises and Consents		—	0.0000%	—	—	—	44.14620%	—	—	—	—	44.05140%	-0.09480%	—	—	—	—
14	303	Miscellaneous Intangible Plant		—	0.0000%	—	—	—	44.14620%	—	—	—	—	44.05140%	-0.09480%	—	—	—	—
15		<b>Subtotal</b>		<u>\$—</u>		<u>\$—</u>	<u>\$—</u>	<u>\$—</u>		<u>\$—</u>	<u>\$—</u>	<u>\$—</u>	<u>\$—</u>			<u>\$—</u>	<u>\$—</u>	<u>\$—</u>	<u>\$—</u>
16																			
17		<b>4. TRANSMISSION PLANT</b>																	
18	365.1-365.2	Land and Rights of Way		\$—	0.0000%	\$—	\$—	\$—	44.14620%	\$—	\$—	\$—	—	44.05140%	-0.09480%	\$—	\$—	\$—	\$—
19	366	Structures and Improvements		—	0.0000%	—	—	—	44.14620%	—	—	—	—	44.05140%	-0.09480%	—	—	—	—
20	367	Mains		—	0.0000%	—	—	—	44.14620%	—	—	—	—	44.05140%	-0.09480%	—	—	—	—
21	368	Compressor Station Equipment		—	0.0000%	—	—	—	44.14620%	—	—	—	—	44.05140%	-0.09480%	—	—	—	—
22	369	Meas. and Reg. Station Equipment		—	0.0000%	—	—	—	44.14620%	—	—	—	—	44.05140%	-0.09480%	—	—	—	—
23	370	Communication Equipment		—	0.0000%	—	—	—	44.14620%	—	—	—	—	44.05140%	-0.09480%	—	—	—	—
24	371	Other Equipment		—	0.0000%	—	—	—	44.14620%	—	—	—	—	44.05140%	-0.09480%	—	—	—	—
25		<b>Subtotal</b>		<u>\$—</u>		<u>\$—</u>	<u>\$—</u>	<u>\$—</u>		<u>\$—</u>	<u>\$—</u>	<u>\$—</u>	<u>\$—</u>			<u>\$—</u>	<u>\$—</u>	<u>\$—</u>	<u>\$—</u>
26																			
27		<b>5. DISTRIBUTION PLANT</b>																	
28	374.1	Land		\$—	0.0000%	\$—	\$—	\$—	44.14620%	\$—	\$—	\$—	\$—	44.05140%	-0.09480%	\$—	\$—	\$—	\$—
29	374.2	Land Rights		—	0.0000%	—	—	—	44.14620%	—	—	—	—	44.05140%	-0.09480%	—	—	—	—
30	375.1	Structures & Improvements		—	0.0000%	—	—	—	44.14620%	—	—	—	—	44.05140%	-0.09480%	—	—	—	—
31	375.2	Other System Structures		—	0.0000%	—	—	—	44.14620%	—	—	—	—	44.05140%	-0.09480%	—	—	—	—
32	376	Mains		—	0.0000%	—	—	—	44.14620%	—	—	—	—	44.05140%	-0.09480%	—	—	—	—
33	378	Meas. and Reg. Station Equipment - General		—	0.0000%	—	—	—	44.14620%	—	—	—	—	44.05140%	-0.09480%	—	—	—	—
34	379	Equipment - City Gates		—	0.0000%	—	—	—	44.14620%	—	—	—	—	44.05140%	-0.09480%	—	—	—	—
35	380	Services		—	0.0000%	—	—	—	44.14620%	—	—	—	—	44.05140%	-0.09480%	—	—	—	—
36	381	Meters		—	0.0000%	—	—	—	44.14620%	—	—	—	—	44.05140%	-0.09480%	—	—	—	—
37	382	Meter Installations		—	0.0000%	—	—	—	44.14620%	—	—	—	—	44.05140%	-0.09480%	—	—	—	—
38	383	Regulators		—	0.0000%	—	—	—	44.14620%	—	—	—	—	44.05140%	-0.09480%	—	—	—	—
39	385	Station Equipment		—	0.0000%	—	—	—	44.14620%	—	—	—	—	44.05140%	-0.09480%	—	—	—	—
40	386	Other Property on Customer Premises		—	0.0000%	—	—	—	44.14620%	—	—	—	—	44.05140%	-0.09480%	—	—	—	—
41	387	Meas. & Reg. Stat. Equipment		—	0.0000%	—	—	—	44.14620%	—	—	—	—	44.05140%	-0.09480%	—	—	—	—
42		<b>Subtotal</b>		<u>\$—</u>		<u>\$—</u>	<u>\$—</u>	<u>\$—</u>		<u>\$—</u>	<u>\$—</u>	<u>\$—</u>	<u>\$—</u>			<u>\$—</u>	<u>\$—</u>	<u>\$—</u>	<u>\$—</u>
43																			
44		<b>6. GENERAL PLANT</b>																	
45	389	Land and Land Rights		\$12,284	0.0000%	\$—	\$—	\$12,284	44.14620%	\$5,423	\$—	\$—	\$5,423	44.05140%	-0.09480%	\$ (12)	\$—	\$—	\$ (12)
46	390.1	Structures & Improvements		1,373,625	2.0100%	27,610	62,802	1,310,823	44.14620%	606,403	12,189	27,725	578,679	44.05140%	-0.09480%	(1,302)	(26)	(60)	(1,243)
47	390.17	Building Improv Plum		—	0.0000%	—	—	—	44.14620%	—	—	—	—	44.05140%	-0.09480%	—	—	—	—
48	390.2	Leasehold Improvement		1,667,348	13.1868%	219,870	946,311	721,037	44.14620%	736,071	97,064	417,760	318,311	44.05140%	-0.09480%	(1,581)	(208)	(897)	(684)
49	390.2	Lease Incentive		—	0.0000%	—	—	—	44.14620%	—	—	—	—	44.05140%	-0.09480%	—	—	—	—
50	391.1	Office Furniture & Equipment		1,258,046	6.6667%	83,870	482,213	775,833	44.14620%	555,380	37,025	212,879	342,501	44.05140%	-0.09480%	(1,193)	(80)	(457)	(735)
51	391.19	Airplane Hangar Furniture		—	0.0000%	—	—	—	44.14620%	—	—	—	—	44.05140%	-0.09480%	—	—	—	—
52	391.2	Data Processing Equipment		—	0.0000%	—	—	—	44.14620%	—	—	—	—	44.05140%	-0.09480%	—	—	—	—
53	391.2	Oracle Equipment		—	0.0000%	—	—	—	44.14620%	—	—	—	—	44.05140%	-0.09480%	—	—	—	—
54	391.3	Office Machines		341,770	5.0000%	17,088	23,312	318,458	44.14620%	150,878	7,544	10,291	140,587	44.05140%	-0.09480%	(324)	(16)	(22)	(302)
55	391.4	Audio Visual Equipment		301,792	20.0000%	60,358	142,166	159,626	44.14620%	133,230	26,646	62,761	70,469	44.05140%	-0.09480%	(286)	(57)	(135)	(151)

Texas Gas Service Company, a Division of ONE Gas, Inc. - West North Service Area  
Interim Rate Adjustment Application  
12 Month Period Ending December 31, 2023  
Corporate Initial Plant

Line No.	FERC Account No.	FERC Account Titles	Ref	Gross Plant Per	Depr Rate	Depreciation Expense	Accumulated Depreciation	Net Plant	Allocation Factor	Allocated Gross Plant	Allocated Depr Expense	Allocated Accumulated Depreciation	Allocated Net Plant	Service Area Factors 12/31/2023	Increase or decrease in	Increase/ decrease in	Increase/ decrease in	Increase/ decrease in	Increase/ decrease in
				Case No. 12849	per Case No. 9896										allocation factor	allocated gross plant from last filing	allocated depr expense from last filing	in allocated accumulated depreciation from last filing	in allocated net plant from last filing
(a)	(b)	(c)	(d)	(e)	(f)	(g)	(h)	(i)	(j)	(k)	(l)	(m)	(n)	(o)	(p)	(q)	(r)	(s)	(t)
				As of 12/31/2022				(e) - (h)		(e) x (j)	(g) x (j)	(h) x (j)	(i) x (j)		(o) - (j)	(p) x (e)	(r) x (g)	(p) x (h)	(q) - (s)
56	391.6	Purchased Software		34,062,306	7.6923%	2,620,177	14,754,561	19,307,745	44.14620%	15,037,214	1,156,709	6,513,578	8,523,636	44.05140%	-0.09480%	(32,291)	(2,484)	(13,987)	(18,304)
57	391.6	Purchased Software (Banner)		1,827,129	7.6923%	140,548	550,454	1,276,674	44.14620%	806,608	62,047	243,005	563,603	44.05140%	-0.09480%	(1,732)	(133)	(522)	(1,210)
58	391.6	Dynamic Risk Assessment		—	7.6923%	—	—	—	44.14620%	—	—	—	—	44.05140%	-0.09480%	—	—	—	—
59	391.6	Enterprise Plan & Budget		—	7.6923%	—	—	—	44.14620%	—	—	—	—	44.05140%	-0.09480%	—	—	—	—
60	391.6	GIS Development		—	7.6923%	—	—	—	44.14620%	—	—	—	—	44.05140%	-0.09480%	—	—	—	—
61	391.6	Oracle Software		—	7.6923%	—	—	—	44.14620%	—	—	—	—	44.05140%	-0.09480%	—	—	—	—
62	391.6	Concur Project		20,720	7.6923%	1,594	14,953	5,767	44.14620%	9,147	704	6,601	2,546	44.05140%	-0.09480%	(20)	(2)	(14)	(5)
63	391.6	Customer Relations Software		4,054	0.0000%	—	175	3,879	44.14620%	1,790	—	77	1,712	44.05140%	-0.09480%	(4)	—	(0)	(4)
64	391.6	Purchased Software (PowerPlant)		566,453	7.6923%	43,573	200,629	365,824	44.14620%	250,067	19,236	88,570	161,497	44.05140%	-0.09480%	(537)	(41)	(190)	(347)
65	391.6	Foundation Software		—	7.6923%	—	—	—	44.14620%	—	—	—	—	44.05140%	-0.09480%	—	—	—	—
66	391.6	Maximo-Leak Detect Sys		1,335,664	7.6923%	102,743	853,682	481,982	44.14620%	589,645	45,357	376,868	212,777	44.05140%	-0.09480%	(1,266)	(97)	(809)	(457)
67	391.6	Journey - Employee - ODC		19,491,090	7.6923%	1,499,315	12,256,155	7,234,934	44.14620%	8,604,576	661,890	5,410,627	3,193,949	44.05140%	-0.09480%	(18,478)	(1,421)	(11,619)	(6,859)
68	391.6	Journey - Employee Count		534,683	7.6923%	41,129	374,714	159,969	44.14620%	236,042	18,157	165,422	70,620	44.05140%	-0.09480%	(507)	(39)	(355)	(152)
69	391.6	Payroll - Time Management		851,699	7.6923%	65,515	116,216	735,483	44.14620%	375,993	28,923	51,305	324,688	44.05140%	-0.09480%	(807)	(62)	(110)	(697)
70	391.6	Accounts Payable Software		378,483	7.6923%	29,114	110,854	267,629	44.14620%	167,086	12,853	48,938	118,148	44.05140%	-0.09480%	(359)	(28)	(105)	(254)
71	391.8	Micro Computer Equipment		5,979,935	20.0000%	1,195,987	3,999,323	1,980,612	44.14620%	2,639,914	527,983	1,765,549	874,365	44.05140%	-0.09480%	(5,669)	(1,134)	(3,791)	(1,878)
72	391.81	Aircraft Computer Equipment		—	20.0000%	—	—	—	44.14620%	—	—	—	—	—	—	—	—	—	—
73	391.9	Computer & Electronic Equipment		—	0.0000%	—	—	—	44.14620%	—	—	—	—	44.05140%	-0.09480%	—	—	—	—
74	391.99	Cloud Computing		264,740	7.6923%	20,365	29,776	234,964	44.14620%	116,873	8,990	13,145	103,728	44.05140%	-0.09480%	(251)	(19)	(28)	(223)
75	392	Transportation Equipment		—	0.0000%	—	—	—	44.14620%	—	—	—	—	44.05140%	-0.09480%	—	—	—	—
76	392.3	Transport Equip(Trucks 3/4 to 3 Ton)		—	0.0000%	—	—	—	44.14620%	—	—	—	—	44.05140%	-0.09480%	—	—	—	—
77	392.5	Trailers		—	0.0000%	—	—	—	44.14620%	—	—	—	—	44.05140%	-0.09480%	—	—	—	—
78	393	Stores Equipment		—	0.0000%	—	—	—	44.14620%	—	—	—	—	44.05140%	-0.09480%	—	—	—	—
79	394	Tools, Shop and Garage Equipment		30,373	0.0000%	—	1,944	28,429	44.14620%	13,408	—	858	12,550	44.05140%	-0.09480%	(29)	—	(2)	(27)
80	395	Lab Equipment		—	0.0000%	—	—	—	44.14620%	—	—	—	—	44.05140%	-0.09480%	—	—	—	—
81	396	Major Work Equipment		—	0.0000%	—	—	—	44.14620%	—	—	—	—	44.05140%	-0.09480%	—	—	—	—
82	397	Communication Equipment		28,769	5.0000%	1,438	6,693	22,075	44.14620%	12,700	635	2,955	9,745	44.05140%	-0.09480%	(27)	(1)	(6)	(21)
83	398	Miscellaneous Property		—	0.0000%	—	—	—	44.14620%	—	—	—	—	44.05140%	-0.09480%	—	—	—	—
84	399	Other Tangible Property		—	0.0000%	—	—	—	44.14620%	—	—	—	—	44.05140%	-0.09480%	—	—	—	—
85		<b>Subtotal</b>		<b>\$70,330,963</b>	<b>0.0000%</b>	<b>\$6,170,296</b>	<b>\$34,926,934</b>	<b>\$35,404,029</b>		<b>\$31,048,448</b>	<b>\$2,723,951</b>	<b>\$15,418,914</b>	<b>\$15,629,534</b>			<b>\$(66,674)</b>	<b>\$(5,849)</b>	<b>\$(33,111)</b>	<b>\$(33,563)</b>
86		<b>TOTAL</b>		<b>\$70,330,963</b>	<b>0.0000%</b>	<b>\$6,170,296</b>	<b>\$34,926,934</b>	<b>\$35,404,029</b>		<b>\$31,048,448</b>	<b>\$2,723,951</b>	<b>\$15,418,914</b>	<b>\$15,629,534</b>						
88		Rate Base Adjustments		—	—	—	—	—	—	—	—	—	—	—	—	—	—	—	—
89		<b>Adjusted Total</b>		<b>\$70,330,963</b>		<b>\$6,170,296</b>	<b>\$34,926,934</b>	<b>\$35,404,029</b>		<b>\$31,048,448</b>	<b>\$2,723,951</b>	<b>\$15,418,914</b>	<b>\$15,629,534</b>						

Texas Gas Service Company, a Division of ONE Gas, Inc. - West North Service Area  
Interim Rate Adjustment Application  
12 Month Period Ending December 31, 2023  
Division Current Plant

Line No.	FERC Account No.	FERC Account Titles	Ref	Gross Plant As of 12/31/2023	Depreciation Rate per Case No. 9896	Depreciation Expense	Accumulated Depreciation	Net Plant	Allocation Factor	Allocated Gross Plant	Allocated Depreciation Expense	Allocated Accumulated Depreciation	Allocated Net Plant
(a)	(b)	(c)	(d)	(e)	(f)	(g)	(h)	(i)	(j)	(k)	(l)	(m)	(n)
11		<b>1. INTANGIBLE PLANT</b>											
12	301	Organization		\$—	0.0000%	\$—	\$—	\$—	44.0514%	\$—	\$—	\$—	\$—
13	302	Franchises and Consents		—	0.0000%	—	—	—	44.0514%	—	—	—	—
14	303	Miscellaneous Intangible Plant		—	0.0000%	—	—	—	44.0514%	—	—	—	—
15		<b>Subtotal</b>		<u>\$—</u>		<u>\$—</u>	<u>\$—</u>	<u>\$—</u>	44.0514%	<u>\$—</u>	<u>\$—</u>	<u>\$—</u>	<u>\$—</u>
16													
17		<b>4. TRANSMISSION PLANT</b>											
18	365.1-365.2	Land and Rights of Way		\$—	0.0000%	\$—	\$—	\$—	44.0514%	\$—	\$—	\$—	\$—
19	366	Structures and Improvements		—	0.0000%	—	—	—	44.0514%	—	—	—	—
20	367	Mains		—	0.0000%	—	—	—	44.0514%	—	—	—	—
21	368	Compressor Station Equipment		—	0.0000%	—	—	—	44.0514%	—	—	—	—
22	369	Meas. and Reg. Station Equipment		—	0.0000%	—	—	—	44.0514%	—	—	—	—
23	370	Communication Equipment		—	0.0000%	—	—	—	44.0514%	—	—	—	—
24	371	Other Equipment		—	0.0000%	—	—	—	44.0514%	—	—	—	—
25		<b>Subtotal</b>		<u>\$—</u>		<u>\$—</u>	<u>\$—</u>	<u>\$—</u>	44.0514%	<u>\$—</u>	<u>\$—</u>	<u>\$—</u>	<u>\$—</u>
26													
27		<b>5. DISTRIBUTION PLANT</b>											
28	374.1	Land		\$—	0.0000%	\$—	\$—	\$—	44.0514%	\$—	\$—	\$—	\$—
29	374.2	Land Rights		—	0.0000%	—	—	—	44.0514%	—	—	—	—
30	375.1	Structures & Improvements		—	0.0000%	—	—	—	44.0514%	—	—	—	—
31	375.2	Other System Structures		—	0.0000%	—	—	—	44.0514%	—	—	—	—
32	376	Mains		—	0.0000%	—	—	—	44.0514%	—	—	—	—
33	378	Meas. and Reg. Station Equipment - General		—	0.0000%	—	—	—	44.0514%	—	—	—	—
34	379	Meas. and Reg. Stations Equipment - City Gates		—	0.0000%	—	—	—	44.0514%	—	—	—	—
35	380	Services		—	0.0000%	—	—	—	44.0514%	—	—	—	—
36	381	Meters		—	0.0000%	—	—	—	44.0514%	—	—	—	—
37	382	Meter Installations		—	0.0000%	—	—	—	44.0514%	—	—	—	—
38	383	Regulators		—	0.0000%	—	—	—	44.0514%	—	—	—	—
39	385	Industrial Meas. and Reg. Station Equipment		—	0.0000%	—	—	—	44.0514%	—	—	—	—
40	386	Other Property on Customer Premises		—	0.0000%	—	—	—	44.0514%	—	—	—	—
41	387	Meas. & Reg. Stat. Equipment		—	0.0000%	—	—	—	44.0514%	—	—	—	—
42		<b>Subtotal</b>		<u>\$—</u>		<u>\$—</u>	<u>\$—</u>	<u>\$—</u>	44.0514%	<u>\$—</u>	<u>\$—</u>	<u>\$—</u>	<u>\$—</u>
43													
44		<b>6. GENERAL PLANT</b>											
45	389	Land and Land Rights		\$434,697	0.0000%	\$—	\$—	\$434,697	44.0514%	\$191,490	\$—	\$—	\$191,490
46	390.1	Structures & Improvements		4,539,255	2.5600%	116,205	492,842	4,046,413	44.0514%	1,999,605	51,190	217,104	1,782,502
47	390.17	Building Improv Plum		—	0.0000%	—	—	—	44.0514%	—	—	—	—
48	390.2	Leasehold Improvement		252,484	17.3913%	43,910	235,494	16,990	44.0514%	111,223	19,343	103,739	7,484
49	390.2	Lease Incentive		—	0.0000%	—	—	—	44.0514%	—	—	—	—
50	391.1	Office Furniture & Equipment		2,576,878	6.6667%	171,792	721,926	1,854,953	44.0514%	1,135,151	75,677	318,018	817,133
51	391.19	Airplane Hangar Furniture		—	0.0000%	—	—	—	44.0514%	—	—	—	—
52	391.2	Data Processing Equipment		—	0.0000%	—	—	—	44.0514%	—	—	—	—
53	391.2	Oracle Equipment		—	0.0000%	—	—	—	44.0514%	—	—	—	—

Texas Gas Service Company, a Division of ONE Gas, Inc. - West North Service Area  
Interim Rate Adjustment Application  
12 Month Period Ending December 31, 2023  
Division Current Plant

Line No.	FERC Account No.	FERC Account Titles	Ref	Gross Plant As of 12/31/2023	Depreciation Rate per Case No. 9896	Depreciation Expense	Accumulated Depreciation	Net Plant	Allocation Factor	Allocated Gross Plant	Allocated Depreciation Expense	Allocated Accumulated Depreciation	Allocated Net Plant
(a)	(b)	(c)	(d)	(e)	(f)	(g)	(h)	(i)	(j)	(k)	(l)	(m)	(n)
54	391.3	Office Machines		—	0.0000%	—	—	—	44.0514%	—	—	—	—
55	391.4	Audio Visual Equipment		—	0.0000%	—	—	—	44.0514%	—	—	—	—
56	391.6	Purchased Software		—	0.0000%	—	—	—	44.0514%	—	—	—	—
57	391.6	Purchased Software (Banner)		—	0.0000%	—	—	—	44.0514%	—	—	—	—
58	391.6	Dynamic Risk Assessment		—	0.0000%	—	—	—	44.0514%	—	—	—	—
59	391.6	Enterprise Plan & Budget		—	0.0000%	—	—	—	44.0514%	—	—	—	—
60	391.6	GIS Development		—	0.0000%	—	—	—	44.0514%	—	—	—	—
61	391.6	Oracle Software		—	0.0000%	—	—	—	44.0514%	—	—	—	—
62	391.6	Concur Project		—	0.0000%	—	—	—	44.0514%	—	—	—	—
63	391.6	Customer Relations Software		—	0.0000%	—	—	—	44.0514%	—	—	—	—
64	391.6	Purchased Software (PowerPlant)		—	0.0000%	—	—	—	44.0514%	—	—	—	—
65	391.6	Purchased Software (RiskWorks)		—	0.0000%	—	—	—	44.0514%	—	—	—	—
66	391.6	Maximo-Leak Detect Sys		—	0.0000%	—	—	—	44.0514%	—	—	—	—
67	391.6	Journey - Employee - ODC Distrigas		—	0.0000%	—	—	—	44.0514%	—	—	—	—
68	391.6	Journey - Employee Count		—	0.0000%	—	—	—	44.0514%	—	—	—	—
69	391.6	Payroll - Time Management		—	0.0000%	—	—	—	44.0514%	—	—	—	—
70	391.6	Accounts Payable Software		—	0.0000%	—	—	—	44.0514%	—	—	—	—
71	391.8	Micro Computer Equipment		—	0.0000%	—	—	—	44.0514%	—	—	—	—
72	391.81	Aircraft Computer Equipment		—	0.0000%	—	—	—	44.0514%	—	—	—	—
73	391.9	Computer & Electronic Equipment		2,646,042	14.2857%	378,006	985,311	1,660,730	44.0514%	1,165,618	166,517	434,043	731,575
74	391.99	Cloud Computing		—	0.0000%	—	—	—	44.0514%	—	—	—	—
75	392	Transportation Equipment		—	0.0000%	—	—	—	44.0514%	—	—	—	—
76	392.3	Transpor Equip(Trucks 3/4 to 3 Ton)		—	0.0000%	—	—	—	44.0514%	—	—	—	—
77	392.5	Trailers		—	0.0000%	—	—	—	44.0514%	—	—	—	—
78	393	Stores Equipment		—	0.0000%	—	—	—	44.0514%	—	—	—	—
79	394	Tools, Shop and Garage Equipment		99,966	6.6667%	6,664	11,791	88,175	44.0514%	44,036	2,936	5,194	38,842
80	395	Lab Equipment		—	0.0000%	—	—	—	44.0514%	—	—	—	—
81	396	Major Work Equipment		—	0.0000%	—	—	—	44.0514%	—	—	—	—
82	397	Communication Equipment		822,208	6.6667%	54,814	529,928	292,280	44.0514%	362,194	24,146	233,441	128,753
83	398	Miscellaneous Equipment		—	6.6667%	—	—	—	44.0514%	—	—	—	—
84	399	Other Tangible Property		—	0.0000%	—	—	—	44.0514%	—	—	—	—
85		<b>Subtotal</b>		<u>\$11,371,530</u>		<u>\$771,391</u>	<u>\$2,977,293</u>	<u>\$8,394,237</u>		<u>\$5,009,318</u>	<u>\$339,809</u>	<u>\$1,311,539</u>	<u>\$3,697,779</u>
86													
87		<b>TOTAL</b>		<u>\$11,371,530</u>		<u>\$771,391</u>	<u>\$2,977,293</u>	<u>\$8,394,237</u>	44.0514%	<u>\$5,009,318</u>	<u>\$339,809</u>	<u>\$1,311,539</u>	<u>\$3,697,779</u>
88		Rate Base Adjustments			0.0000%	—	—	—	44.0514%	—	—	—	—
89		<b>Adjusted Total</b>		<u>\$11,371,530</u>		<u>\$771,391</u>	<u>\$2,977,293</u>	<u>\$8,394,237</u>	44.0514%	<u>\$5,009,318</u>	<u>\$339,809</u>	<u>\$1,311,539</u>	<u>\$3,697,779</u>

Texas Gas Service Company, a Division of ONE Gas, Inc. - West North Service Area  
Interim Rate Adjustment Application  
12 Month Period Ending December 31, 2023  
Corporate Current Plant

Line No.	FERC Account No.	FERC Account Titles	Ref	Gross Plant As of 12/31/2023	Depreciation Rate per Case No. 9896	Depreciation Expense	Accumulated Depreciation	Net Plant	Allocation Factor	Allocated Gross Plant	Allocated Depreciation Expense	Allocated Accumulated Depreciation	Allocated Net Plant
(a)	(b)	(c)	(d)	(e)	(f)	(g)	(h)	(i)	(j)	(k)	(l)	(m)	(n)
								(e) - (h)		(e) x (j)	(g) x (j)	(h) x (j)	(i) x (j)
11		<b>1. INTANGIBLE PLANT</b>											
12	301	Organization		\$—	0.0000%	\$—	\$—	\$—	44.0514%	\$—	\$—	\$—	\$—
13	302	Franchises and Consents		—	0.0000%	—	—	—	44.0514%	—	—	—	—
14	303	Miscellaneous Intangible Plant		—	0.0000%	—	—	—	44.0514%	—	—	—	—
15		<b>Subtotal</b>		<u>\$—</u>		<u>\$—</u>	<u>\$—</u>	<u>\$—</u>		<u>\$—</u>	<u>\$—</u>	<u>\$—</u>	<u>\$—</u>
16													
17		<b>4. TRANSMISSION PLANT</b>											
18													
19	365.1-365.2	Land and Rights of Way		\$—	0.0000%	\$—	\$—	\$—	44.0514%	\$—	\$—	\$—	\$—
20	366	Structures and Improvements		—	0.0000%	—	—	—	44.0514%	—	—	—	—
21	367	Mains		—	0.0000%	—	—	—	44.0514%	—	—	—	—
22	368	Compressor Station Equipment		—	0.0000%	—	—	—	44.0514%	—	—	—	—
23	369	Meas. and Reg. Station Equipment		—	0.0000%	—	—	—	44.0514%	—	—	—	—
24	370	Communication Equipment		—	0.0000%	—	—	—	44.0514%	—	—	—	—
25	371	Other Equipment		—	0.0000%	—	—	—	44.0514%	—	—	—	—
26		<b>Subtotal</b>		<u>\$—</u>		<u>\$—</u>	<u>\$—</u>	<u>\$—</u>	44.0514%	<u>\$—</u>	<u>\$—</u>	<u>\$—</u>	<u>\$—</u>
27													
28		<b>5. DISTRIBUTION PLANT</b>											
29	374.1	Land		\$—	0.0000%	\$—	\$—	\$—	44.0514%	\$—	\$—	\$—	\$—
30	374.2	Land Rights		—	0.0000%	—	—	—	44.0514%	—	—	—	—
31	375.1	Structures & Improvements		—	0.0000%	—	—	—	44.0514%	—	—	—	—
32	375.2	Other System Structures		—	0.0000%	—	—	—	44.0514%	—	—	—	—
33	376	Mains		—	0.0000%	—	—	—	44.0514%	—	—	—	—
34	378	Meas. and Reg. Station Equipment - General		—	0.0000%	—	—	—	44.0514%	—	—	—	—
35	379	Meas. and Reg. Stations Equipment - City Gates		—	0.0000%	—	—	—	44.0514%	—	—	—	—
36	380	Services		—	0.0000%	—	—	—	44.0514%	—	—	—	—
37	381	Meters		—	0.0000%	—	—	—	44.0514%	—	—	—	—
38	382	Meter Installations		—	0.0000%	—	—	—	44.0514%	—	—	—	—
39	383	Regulators		—	0.0000%	—	—	—	44.0514%	—	—	—	—
40	385	Industrial Meas. and Reg. Station Equipment		—	0.0000%	—	—	—	44.0514%	—	—	—	—
41	386	Other Property on Customer Premises		—	0.0000%	—	—	—	44.0514%	—	—	—	—
42	387	Meas. & Reg. Stat. Equipment		—	0.0000%	—	—	—	44.0514%	—	—	—	—
43		<b>Subtotal</b>		<u>\$—</u>		<u>\$—</u>	<u>\$—</u>	<u>\$—</u>		<u>\$—</u>	<u>\$—</u>	<u>\$—</u>	<u>\$—</u>
44													
45		<b>6. GENERAL PLANT</b>											
46	389	Land and Land Rights		\$12,477	0.0000%	\$—	\$—	\$12,477	44.0514%	\$5,496	\$—	\$—	\$5,496
47	390.1	Structures & Improvements		1,588,566	2.0100%	31,930	91,888	1,496,678	44.0514%	699,785	14,066	40,478	659,307
48	390.17	Building Improv Plum		—	0.0000%	—	—	—	44.0514%	—	—	—	—
49	390.2	Leasehold Improvement		2,224,414	13.1868%	293,329	1,144,639	1,079,775	44.0514%	979,886	129,216	504,230	475,656
50	390.2	Lease Incentive		—	0.0000%	—	—	—	44.0514%	—	—	—	—
51	391.1	Office Furniture & Equipment		1,380,119	6.6667%	92,008	578,754	801,365	44.0514%	607,962	40,531	254,949	353,012
52	391.19	Airplane Hangar Furniture		—	0.0000%	—	—	—	44.0514%	—	—	—	—
53	391.2	Data Processing Equipment		—	0.0000%	—	—	—	44.0514%	—	—	—	—
54	391.2	Oracle Equipment		—	0.0000%	—	—	—	44.0514%	—	—	—	—
55	391.3	Office Machines		347,306	5.0000%	17,365	41,035	306,271	44.0514%	152,993	7,650	18,077	134,917



Texas Gas Service Company, a Division of ONE Gas, Inc. - West North Service Area  
Interim Rate Adjustment Application  
12 Month Period Ending December 31, 2023  
Corporate Current Plant

Line No.	FERC Account No.	FERC Account Titles	Ref	Gross Plant As of 12/31/2023	Depreciation Rate per Case No. 9896	Depreciation Expense	Accumulated Depreciation	Net Plant	Allocation Factor	Allocated Gross Plant	Allocated Depreciation Expense	Allocated Accumulated Depreciation	Allocated Net Plant
(a)	(b)	(c)	(d)	(e)	(f)	(g)	(h)	(i)	(j)	(k)	(l)	(m)	(n)
								(e) - (h)		(e) x (j)	(g) x (j)	(h) x (j)	(i) x (j)
55	391.4	Audio Visual Equipment		333,981	20.0000%	66,796	176,247	157,734	44.0514%	147,123	29,425	77,639	69,484
56	391.6	Purchased Software		43,578,240	7.6923%	3,352,172	17,733,604	25,844,636	44.0514%	19,196,825	1,476,679	7,811,901	11,384,924
57	391.6	Purchased Software (Banner)		3,257,409	7.6923%	250,570	752,049	2,505,359	44.0514%	1,434,934	110,380	331,288	1,103,646
58	391.6	Dynamic Risk Assessment		—	7.6923%	—	—	—	44.0514%	—	—	—	—
59	391.6	Enterprise Plan & Budget		—	7.6923%	—	—	—	44.0514%	—	—	—	—
60	391.6	GIS Development		—	7.6923%	—	—	—	44.0514%	—	—	—	—
61	391.6	Oracle Software		—	7.6923%	—	—	—	44.0514%	—	—	—	—
62	391.6	Concur Project		21,060	7.6923%	1,620	16,817	4,243	44.0514%	9,277	714	7,408	1,869
63	391.6	Customer Relations Software		433,192	0.0000%	—	18,040	415,152	44.0514%	190,827	—	7,947	182,880
64	391.6	Purchased Software (PowerPlant)		661,944	7.6923%	50,919	254,944	407,001	44.0514%	291,596	22,430	112,306	179,290
65	391.6	Foundation Software		—	7.6923%	—	—	—	44.0514%	—	—	—	—
66	391.6	Maximo-Leak Detect Sys		1,271,252	7.6923%	97,789	786,965	484,287	44.0514%	560,004	43,077	346,669	213,335
67	391.6	Journey - Employee - ODC Dstrigas		19,796,615	7.6923%	1,522,817	13,973,778	5,822,837	44.0514%	8,720,686	670,822	6,155,645	2,565,041
68	391.6	Journey - Employee Count		543,455	7.6923%	41,804	422,653	120,802	44.0514%	239,400	18,415	186,185	53,215
69	391.6	Payroll - Time Management		867,342	7.6923%	66,719	184,939	682,403	44.0514%	382,076	29,390	81,468	300,608
70	391.6	Accounts Payable Software		399,562	7.6923%	30,736	138,881	260,681	44.0514%	176,013	13,539	61,179	114,834
71	391.8	Micro Computer Equipment		7,665,403	20.0000%	1,533,081	2,837,667	4,827,737	44.0514%	3,376,717	675,343	1,250,032	2,126,686
72	391.81	Aircraft Computer Equipment		—	20.0000%	—	—	—	44.0514%	—	—	—	—
73	391.9	Computer & Electronic Equipment		—	0.0000%	—	—	—	44.0514%	—	—	—	—
74	391.99	Cloud Computing		613,271	7.6923%	47,175	67,948	545,323	44.0514%	270,154	20,781	29,932	240,222
75	392	Transportation Equipment		—	0.0000%	—	—	—	44.0514%	—	—	—	—
76	392.3	Transpor Equip(Trucks 3/4 to 3 Ton)		—	0.0000%	—	—	—	44.0514%	—	—	—	—
77	392.5	Trailers		—	0.0000%	—	—	—	44.0514%	—	—	—	—
78	393	Stores Equipment		—	0.0000%	—	—	—	44.0514%	—	—	—	—
79	394	Tools, Shop and Garage Equipment		167,979	0.0000%	—	15,198	152,781	44.0514%	73,997	—	6,695	67,302
80	395	Lab Equipment		—	0.0000%	—	—	—	44.0514%	—	—	—	—
81	396	Major Work Equipment		—	0.0000%	—	—	—	44.0514%	—	—	—	—
82	397	Communication Equipment		29,220	5.0000%	1,461	8,326	20,894	44.0514%	12,872	644	3,668	9,204
83	398	Miscellaneous Equipment		—	0.0000%	—	—	—	44.0514%	—	—	—	—
84	399	Other Tangible Property		—	0.0000%	—	—	—	44.0514%	—	—	—	—
85		<b>Subtotal</b>		<u>\$85,192,805</u>		<u>\$7,498,289</u>	<u>\$39,244,372</u>	<u>\$45,948,433</u>		<u>\$37,528,623</u>	<u>\$3,303,101</u>	<u>\$17,287,695</u>	<u>\$20,240,928</u>
86													
87		<b>TOTAL</b>		<u>\$85,192,805</u>		<u>\$7,498,289</u>	<u>\$39,244,372</u>	<u>\$45,948,433</u>		<u>\$37,528,623</u>	<u>\$3,303,101</u>	<u>\$17,287,695</u>	<u>\$20,240,928</u>
88		Rate Base Adjustments		—		—	—	—		—	—	—	—
89		<b>Adjusted Total</b>		<u>\$85,192,805</u>		<u>\$7,498,289</u>	<u>\$39,244,372</u>	<u>\$45,948,433</u>		<u>\$37,528,623</u>	<u>\$3,303,101</u>	<u>\$17,287,695</u>	<u>\$20,240,928</u>

Texas Gas Service Company, a Division of ONE Gas, Inc. - West North Service Area  
Interim Rate Adjustment Application  
12 Month Period Ending December 31, 2023  
Division Incremental Plant

Line No.	FERC Account No.	FERC Account Titles	Ref of 12/31/2023	Change in Gross Plant As of 12/31/2023	Depreciation Rate per Case No. 9896	Depreciation Expense	Accumulated Depreciation	Net Plant	Allocation Factor	Allocated Gross Plant	Allocated Depreciation Expense	Allocated Accumulated Depreciation	Allocated Net Plant
(a)	(b)	(c)	(d)	(e)	(f)	(g)	(h)	(i)	(j)	(k)	(l)	(m)	(n)
									(e) - (h)	(e) x (j)	(g) x (j)	(h) x (j)	(i) x (j)
11		<b>1. INTANGIBLE PLANT</b>											
12	301	Organization		\$—	0.0000%	\$—	\$—	\$—	44.0514%	\$—	\$—	\$—	\$—
13	302	Franchises and Consents		—	0.0000%	—	—	—	44.0514%	—	—	—	—
14	303	Miscellaneous Intangible Plant		—	0.0000%	—	—	—	44.0514%	—	—	—	—
15		<b>Subtotal</b>		<u>\$—</u>		<u>\$—</u>	<u>\$—</u>	<u>\$—</u>		<u>\$—</u>	<u>\$—</u>	<u>\$—</u>	<u>\$—</u>
16													
17		<b>4. TRANSMISSION PLANT</b>											
18	365.1-												
19	365.2	Land and Rights of Way		\$—	0.0000%	\$—	\$—	\$—	44.0514%	\$—	\$—	\$—	\$—
20	366	Structures and Improvements		—	0.0000%	—	—	—	44.0514%	—	—	—	—
21	367	Mains		—	0.0000%	—	—	—	44.0514%	—	—	—	—
22	368	Compressor Station Equipment		—	0.0000%	—	—	—	44.0514%	—	—	—	—
23	369	Meas. and Reg. Station Equipment		—	0.0000%	—	—	—	44.0514%	—	—	—	—
24	370	Communication Equipment		—	0.0000%	—	—	—	44.0514%	—	—	—	—
25	371	Other Equipment		—	0.0000%	—	—	—	44.0514%	—	—	—	—
26		<b>Subtotal</b>		<u>\$—</u>		<u>\$—</u>	<u>\$—</u>	<u>\$—</u>		<u>\$—</u>	<u>\$—</u>	<u>\$—</u>	<u>\$—</u>
27													
28		<b>5. DISTRIBUTION PLANT</b>											
29	374.1	Land		\$—	0.0000%	\$—	\$—	\$—	44.0514%	\$—	\$—	\$—	\$—
30	374.2	Land Rights		—	0.0000%	—	—	—	44.0514%	—	—	—	—
31	375.1	Structures & Improvements		—	0.0000%	—	—	—	44.0514%	—	—	—	—
32	375.2	Other System Structures		—	0.0000%	—	—	—	44.0514%	—	—	—	—
33	376	Mains		—	0.0000%	—	—	—	44.0514%	—	—	—	—
34	378	Meas. and Reg. Station Equipment - General		—	0.0000%	—	—	—	44.0514%	—	—	—	—
35	379	Meas. and Reg. Stations Equipment - City Gates		—	0.0000%	—	—	—	44.0514%	—	—	—	—
36	380	Services		—	0.0000%	—	—	—	44.0514%	—	—	—	—
37	381	Meters		—	0.0000%	—	—	—	44.0514%	—	—	—	—
38	382	Meter Installations		—	0.0000%	—	—	—	44.0514%	—	—	—	—
39	383	Regulators		—	0.0000%	—	—	—	44.0514%	—	—	—	—
40	385	Industrial Meas. and Reg. Station Equipment		—	0.0000%	—	—	—	44.0514%	—	—	—	—
41	386	Other Property on Customer Premises		—	0.0000%	—	—	—	44.0514%	—	—	—	—
42	387	Meas. & Reg. Stat. Equipment		—	0.0000%	—	—	—	44.0514%	—	—	—	—
43		<b>Subtotal</b>		<u>\$—</u>		<u>\$—</u>	<u>\$—</u>	<u>\$—</u>		<u>\$—</u>	<u>\$—</u>	<u>\$—</u>	<u>\$—</u>
44													
45		<b>6. GENERAL PLANT</b>											
46	389	Land and Land Rights		\$—	0.0000%	\$—	\$—	\$—	44.0514%	\$—	\$—	\$—	\$—
47	390.1	Structures & Improvements		48,840	2.5600%	1,250	58,064	(9,224)	44.0514%	21,515	551	25,578	(4,063)
48	390.17	Building Improv Plum		—	0.0000%	—	—	—	44.0514%	—	—	—	—
49	390.2	Leasehold Improvement		—	17.3913%	—	33,982	(33,982)	44.0514%	—	—	14,969	(14,969)
50	390.2	Lease Incentive		—	0.0000%	—	—	—	44.0514%	—	—	—	—
51	391.1	Office Furniture & Equipment		(1,979)	6.6667%	(132)	373,479	(375,458)	44.0514%	(872)	(58)	164,523	(165,394)
52	391.19	Airplane Hangar Furniture		—	0.0000%	—	—	—	44.0514%	—	—	—	—
53	391.2	Data Processing Equipment		—	0.0000%	—	—	—	44.0514%	—	—	—	—
54	391.2	Oracle Equipment		—	0.0000%	—	—	—	44.0514%	—	—	—	—
55	391.3	Office Machines		—	0.0000%	—	—	—	44.0514%	—	—	—	—
	391.4	Audio Visual Equipment		—	0.0000%	—	—	—	44.0514%	—	—	—	—

Texas Gas Service Company, a Division of ONE Gas, Inc. - West North Service Area  
Interim Rate Adjustment Application  
12 Month Period Ending December 31, 2023  
Division Incremental Plant

Line No.	FERC Account No.	FERC Account Titles	Change in Gross Plant As Ref of 12/31/2023	Depreciation Rate per Case No. 9896	Depreciation Expense	Accumulated Depreciation	Net Plant	Allocation Factor	Allocated Gross Plant	Allocated Depreciation Expense	Allocated Accumulated Depreciation	Allocated Net Plant	
(a)	(b)	(c)	(d)	(e)	(f)	(g)	(h)	(i)	(j)	(k)	(l)	(m)	(n)
								(e) - (h)	(e) x (j)	(g) x (j)	(h) x (j)	(i) x (j)	
56	391.6	Purchased Software		—	0.0000%	—	—	—	44.0514%	—	—	—	—
57	391.6	Purchased Software (Banner)		—	0.0000%	—	—	—	44.0514%	—	—	—	—
58	391.6	Dynamic Risk Assessment		—	0.0000%	—	—	—	44.0514%	—	—	—	—
59	391.6	Enterprise Plan & Budget		—	0.0000%	—	—	—	44.0514%	—	—	—	—
60	391.6	GIS Development		—	0.0000%	—	—	—	44.0514%	—	—	—	—
61	391.6	Oracle Software		—	0.0000%	—	—	—	44.0514%	—	—	—	—
62	391.6	Concur Project		—	0.0000%	—	—	—	44.0514%	—	—	—	—
63	391.6	Customer Relations Software		—	0.0000%	—	—	—	44.0514%	—	—	—	—
64	391.6	Purchased Software (PowerPlant)		—	0.0000%	—	—	—	44.0514%	—	—	—	—
65	391.6	Purchased Software (RiskWorks)		—	0.0000%	—	—	—	44.0514%	—	—	—	—
66	391.6	Maximo-Leak Detect Sys		—	0.0000%	—	—	—	44.0514%	—	—	—	—
67	391.6	Journey - Employee - ODC Distrigas		—	0.0000%	—	—	—	44.0514%	—	—	—	—
68	391.6	Journey - Employee Count		—	0.0000%	—	—	—	44.0514%	—	—	—	—
69	391.6	Payroll - Time Management		—	0.0000%	—	—	—	44.0514%	—	—	—	—
70	391.6	Accounts Payable Software		—	0.0000%	—	—	—	44.0514%	—	—	—	—
71	391.8	Micro Computer Equipment		—	0.0000%	—	—	—	44.0514%	—	—	—	—
72	391.81	Aircraft Computer Equipment		—	0.0000%	—	—	—	44.0514%	—	—	—	—
73	391.9	Computer & Electronic Equipment	1,077,249	14.2857%	153,893	516,664	560,585	44.0514%	474,543	67,792	227,598	246,946	
74	391.99	Cloud Computing		—	0.0000%	—	—	—	44.0514%	—	—	—	—
75	392	Transportation Equipment		—	0.0000%	—	—	—	44.0514%	—	—	—	—
76	392.3	Transpor Equip(Trucks 3/4 to 3 Ton)		—	0.0000%	—	—	—	44.0514%	—	—	—	—
77	392.5	Trailers		—	0.0000%	—	—	—	44.0514%	—	—	—	—
78	393	Stores Equipment		—	0.0000%	—	—	—	44.0514%	—	—	—	—
79	394	Tools, Shop and Garage Equipment	71,390	6.6667%	4,759	4,418	66,972	44.0514%	31,448	2,097	1,946	29,502	
80	395	Lab Equipment		—	0.0000%	—	—	—	44.0514%	—	—	—	—
81	396	Major Work Equipment		—	0.0000%	—	—	—	44.0514%	—	—	—	—
82	397	Communication Equipment	(366,526)	6.6667%	(24,435)	(303,796)	(62,730)	44.0514%	(161,460)	(10,764)	(133,826)	(27,634)	
83	398	Miscellaneous Equipment		—	6.6667%	—	—	—	44.0514%	—	—	—	—
	399	Other Tangible Property		—	—	—	—	—	44.0514%	—	—	—	—
84		<b>Subtotal</b>		<u>\$828,974</u>		<u>\$135,335</u>	<u>\$682,810</u>	<u>\$146,164</u>		<u>\$365,175</u>	<u>\$59,617</u>	<u>\$300,787</u>	<u>\$64,387</u>
85													
86		<b>TOTAL</b>		<u>\$828,974</u>		<u>\$135,335</u>	<u>\$682,810</u>	<u>\$146,164</u>		<u>\$365,175</u>	<u>\$59,617</u>	<u>\$300,787</u>	<u>\$64,387</u>
87		Rate Base Adjustments		—	0.0000%	—	—	—	44.0514%	—	—	—	—
88													
		Change in Allocation Factor from prior year							(9,994)	(603)	(2,175)	(7,819)	
89		<b>Adjusted Total</b>		<u>\$828,974</u>		<u>\$135,335</u>	<u>\$682,810</u>	<u>\$146,164</u>		<u>\$355,180</u>	<u>\$59,014</u>	<u>\$298,612</u>	<u>\$56,568</u>

Texas Gas Service Company, a Division of ONE Gas, Inc. - West North Service Area  
Interim Rate Adjustment Application  
12 Month Period Ending December 31, 2023  
Corporate Incremental Plant

Line No.	FERC Account No.	FERC Account Titles	Ref	Change in Gross Plant As of 12/31/2023	Depreciation Rate per Case No. 9896	Depreciation Expense	Accumulated Depreciation	Net Plant	Allocation Factor	Allocated Gross Plant	Allocated Depreciation Expense	Allocated Accumulated Depreciation	Allocated Net Plant
(a)	(b)	(c)	(d)	(e)	(f)	(g)	(h)	(i)	(j)	(k)	(l)	(m)	(n)
									(e) - (h)	(e) x (j)	(g) x (j)	(h) x (j)	(i) x (j)
<b>1. INTANGIBLE PLANT</b>													
11													
12	301	Organization		\$—	0.0000%	\$—	\$—	\$—	44.0514%	\$—	\$—	\$—	\$—
13	302	Franchises and Consents		—	0.0000%	—	—	—	44.0514%	—	—	—	—
14	303	Miscellaneous Intangible Plant		—	0.0000%	—	—	—	44.0514%	—	—	—	—
15		<b>Subtotal</b>		<u>\$—</u>		<u>\$—</u>	<u>\$—</u>	<u>\$—</u>		<u>\$—</u>	<u>\$—</u>	<u>\$—</u>	<u>\$—</u>
16													
17		<b>4. TRANSMISSION PLANT</b>											
18	365.1-												
18	365.2	Land and Rights of Way		\$—	0.0000%	\$—	\$—	\$—	44.0514%	\$—	\$—	\$—	\$—
19	366	Structures and Improvements		—	0.0000%	—	—	—	44.0514%	—	—	—	—
20	367	Mains		—	0.0000%	—	—	—	44.0514%	—	—	—	—
21	368	Compressor Station Equipment		—	0.0000%	—	—	—	44.0514%	—	—	—	—
22	369	Meas. and Reg. Station Equipment		—	0.0000%	—	—	—	44.0514%	—	—	—	—
23	370	Communication Equipment		—	0.0000%	—	—	—	44.0514%	—	—	—	—
24	371	Other Equipment		—	0.0000%	—	—	—	44.0514%	—	—	—	—
25		<b>Subtotal</b>		<u>\$—</u>		<u>\$—</u>	<u>\$—</u>	<u>\$—</u>		<u>\$—</u>	<u>\$—</u>	<u>\$—</u>	<u>\$—</u>
26													
27		<b>5. DISTRIBUTION PLANT</b>											
28	374.1	Land		\$—	0.0000%	\$—	\$—	\$—	44.0514%	\$—	\$—	\$—	\$—
29	374.2	Land Rights		—	0.0000%	—	—	—	44.0514%	—	—	—	—
30	375.1	Structures & Improvements		—	0.0000%	—	—	—	44.0514%	—	—	—	—
31	375.2	Other System Structures		—	0.0000%	—	—	—	44.0514%	—	—	—	—
32	376	Mains		—	0.0000%	—	—	—	44.0514%	—	—	—	—
33	378	Meas. and Reg. Station Equipment - General		—	0.0000%	—	—	—	44.0514%	—	—	—	—
34	379	Meas. and Reg. Stations Equipment - City Gates		—	0.0000%	—	—	—	44.0514%	—	—	—	—
35	380	Services		—	0.0000%	—	—	—	44.0514%	—	—	—	—
36	381	Meters		—	0.0000%	—	—	—	44.0514%	—	—	—	—
37	382	Meter Installations		—	0.0000%	—	—	—	44.0514%	—	—	—	—
38	383	Regulators		—	0.0000%	—	—	—	44.0514%	—	—	—	—
39	385	Industrial Meas. and Reg. Station Equipment		—	0.0000%	—	—	—	44.0514%	—	—	—	—
40	386	Other Property on Customer Premises		—	0.0000%	—	—	—	44.0514%	—	—	—	—
41	387	Meas. & Reg. Stat. Equipment		—	0.0000%	—	—	—	44.0514%	—	—	—	—
42		<b>Subtotal</b>		<u>\$—</u>		<u>\$—</u>	<u>\$—</u>	<u>\$—</u>		<u>\$—</u>	<u>\$—</u>	<u>\$—</u>	<u>\$—</u>
43													
44		<b>6. GENERAL PLANT</b>											
45	389	Land and Land Rights		\$193	0.0000%	\$—	\$—	\$193	44.0514%	\$85	\$—	\$—	\$85
46	390.1	Structures & Improvements		214,941	2.0100%	4,320	29,086	185,855	44.0514%	94,684	1,903	12,813	81,872
47	390.17	Building Improv Plum		—	0.0000%	—	—	—	44.0514%	—	—	—	—
48	390.2	Leasehold Improvement		557,066	13.1868%	73,459	198,328	358,738	44.0514%	245,395	32,360	87,366	158,029
49	390.2	Lease Incentive		—	0.0000%	—	—	—	44.0514%	—	—	—	—
50	391.1	Office Furniture & Equipment		122,073	6.6667%	8,138	96,541	25,531	44.0514%	53,775	3,585	42,528	11,247
51	391.19	Airplane Hangar Furniture		—	0.0000%	—	—	—	44.0514%	—	—	—	—
52	391.2	Data Processing Equipment		—	0.0000%	—	—	—	44.0514%	—	—	—	—
53	391.2	Oracle Equipment		—	0.0000%	—	—	—	44.0514%	—	—	—	—
54	391.3	Office Machines		5,537	5.0000%	277	17,724	(12,187)	44.0514%	2,439	122	7,808	(5,369)
55	391.4	Audio Visual Equipment		32,189	20.0000%	6,438	34,082	(1,893)	44.0514%	14,180	2,836	15,013	(834)

Texas Gas Service Company, a Division of ONE Gas, Inc. - West North Service Area  
Interim Rate Adjustment Application  
12 Month Period Ending December 31, 2023  
Corporate Incremental Plant

Line No.	FERC Account No.	FERC Account Titles	Ref	Change in Gross	Depreciation	Depreciation Expense	Accumulated Depreciation	Net Plant	Allocation Factor	Allocated Gross Plant	Allocated	Allocated	Allocated
				Plant As of 12/31/2023	Rate per Case No. 9896						Depreciation Expense	Depreciation Expense	Accumulated Depreciation
(a)	(b)	(c)	(d)	(e)	(f)	(g)	(h)	(i)	(j)	(k)	(l)	(m)	(n)
				(e) - (h)	(k) x (j)	(g) x (j)	(h) x (j)	(i) x (j)					
56	391.6	Purchased Software		9,515,934	7.6923%	731,995	2,979,043	6,536,891	44.0514%	4,191,902	322,454	1,312,310	2,879,592
57	391.6	Purchased Software (Banner)		1,430,280	7.6923%	110,022	201,595	1,228,685	44.0514%	630,058	48,466	88,805	541,253
58	391.6	Dynamic Risk Assessment		—	7.6923%	—	—	—	44.0514%	—	—	—	—
59	391.6	Enterprise Plan & Budget		—	7.6923%	—	—	—	44.0514%	—	—	—	—
60	391.6	GIS Development		—	7.6923%	—	—	—	44.0514%	—	—	—	—
61	391.6	Oracle Software		—	7.6923%	—	—	—	44.0514%	—	—	—	—
62	391.6	Concur Project		340	7.6923%	26	1,865	(1,525)	44.0514%	150	12	821	(672)
63	391.6	Customer Relations Software		429,138	0.0000%	—	17,865	411,273	44.0514%	189,041	—	7,870	181,172
64	391.6	Purchased Software (PowerPlant)		95,492	7.6923%	7,346	54,314	41,177	44.0514%	42,065	3,236	23,926	18,139
65	391.6	Foundation Software		—	7.6923%	—	—	—	44.0514%	—	—	—	—
66	391.6	Maximo-Leak Detect Sys		(64,413)	7.6923%	(4,955)	(66,718)	2,305	44.0514%	(28,375)	(2,183)	(29,390)	1,015
67	391.6	Journey - Employee - ODC Distrigas		305,525	7.6923%	23,502	1,717,622	(1,412,097)	44.0514%	134,588	10,353	756,637	(622,049)
68	391.6	Journey - Employee Count		8,772	7.6923%	675	47,939	(39,167)	44.0514%	3,864	297	21,118	(17,254)
69	391.6	Payroll - Time Management		15,643	7.6923%	1,203	68,723	(53,080)	44.0514%	6,891	530	30,273	(23,382)
70	391.6	Accounts Payable Software		21,079	7.6923%	1,621	28,027	(6,948)	44.0514%	9,286	714	12,346	(3,061)
71	391.8	Micro Computer Equipment		1,685,468	20.0000%	337,094	(1,161,656)	2,847,125	44.0514%	742,472	148,494	(511,726)	1,254,198
72	391.81	Aircraft Computer Equipment		—	20.0000%	—	—	—	44.0514%	—	—	—	—
73	391.9	Computer & Electronic Equipment		—	0.0000%	—	—	—	44.0514%	—	—	—	—
74	391.99	Cloud Computing		348,531	7.6923%	26,810	38,172	310,359	44.0514%	153,533	11,810	16,815	136,718
75	392	Transportation Equipment		—	0.0000%	—	—	—	44.0514%	—	—	—	—
76	392.3	Transpor Equip(Trucks 3/4 to 3 Ton)		—	0.0000%	—	—	—	44.0514%	—	—	—	—
77	392.5	Trailers		—	0.0000%	—	—	—	44.0514%	—	—	—	—
78	393	Stores Equipment		—	0.0000%	—	—	—	44.0514%	—	—	—	—
79	394	Tools, Shop and Garage Equipment		137,606	0.0000%	—	13,254	124,352	44.0514%	60,617	—	5,839	54,779
80	395	Lab Equipment		—	0.0000%	—	—	—	44.0514%	—	—	—	—
81	396	Major Work Equipment		—	0.0000%	—	—	—	44.0514%	—	—	—	—
82	397	Communication Equipment		451	5.0000%	23	1,633	(1,182)	44.0514%	199	10	719	(521)
83	398	Miscellaneous Equipment		—	0.0000%	—	—	—	44.0514%	—	—	—	—
84	399	Other Tangible Property		—	0.0000%	—	—	—	44.0514%	—	—	—	—
85				<u>\$14,861,842</u>		<u>\$1,327,993</u>	<u>\$4,317,439</u>	<u>\$10,544,404</u>		<u>\$6,546,850</u>	<u>\$585,000</u>	<u>\$1,901,892</u>	<u>\$4,644,957</u>
86													
87		<b>TOTAL</b>		<u>\$14,861,842</u>		<u>\$1,327,993</u>	<u>\$4,317,439</u>	<u>\$10,544,404</u>		<u>\$6,546,850</u>	<u>\$585,000</u>	<u>\$1,901,892</u>	<u>\$4,644,957</u>
88		Rate Base Adjustments		—		—	—	—	44.0514%	—	—	—	—
89		Change in Allocation Factor from prior year		—		—	—	—		<u>\$(66,674)</u>	<u>\$(5,849)</u>	<u>\$(33,111)</u>	<u>\$(33,563)</u>
90		<b>Adjusted Total</b>		<u>\$14,861,842</u>		<u>\$1,327,993</u>	<u>\$4,317,439</u>	<u>\$10,544,404</u>		<u>\$6,480,176</u>	<u>\$579,150</u>	<u>\$1,868,781</u>	<u>\$4,611,394</u>

**Texas Gas Service Company, a Division of ONE Gas, Inc. - West North Service Area  
Interim Rate Adjustment Application  
12 Month Period Ending December 31, 2023  
Investment Report - Direct Additions Project Report**

- 1 Attach the Company's Direct Additions Project Report. - **Provided electronically; please see enclosed flash drive.**

**Texas Gas Service Company, a Division of ONE Gas, Inc. - West North Service Area  
Interim Rate Adjustment Application  
12 Month Period Ending December 31, 2023  
Investment Report - Direct Retirements Project Report**

- 1 Attach the Company's Direct Retirements Project Report. - **Provided electronically; please see enclosed flash drive.**

**Texas Gas Service Company, a Division of ONE Gas, Inc. - West North Service Area**  
**Interim Rate Adjustment Application**  
**12 Month Period Ending December 31, 2023**  
**Investment Report -TGS Division Allocated Additions Project Report**

Attach the Company's Division Allocated Additions Project Report. - **Provided electronically; please see enclosed flash drive.**



**Texas Gas Service Company, a Division of ONE Gas, Inc. - West North Service Area  
Interim Rate Adjustment Application  
12 Month Period Ending December 31, 2023  
Investment Report - Corporate Allocated Additions Project Report**

Attach the Company's Corporate Allocated Additions Project Report. - **Provided electronically; please see enclosed flash drive.**

**Texas Gas Service Company, a Division of ONE Gas, Inc. - West North Service Area**  
**Interim Rate Adjustment Application**  
**12 Month Period Ending December 31, 2023**  
**Investment Report - TGS Division Allocated Retirements Project Report**

Attach the Company's Division Allocated Retirements Project Report. - **Provided electronically; please see enclosed flash drive.**

**Texas Gas Service Company, a Division of ONE Gas, Inc. - West North Service Area  
Interim Rate Adjustment Application  
12 Month Period Ending December 31, 2023  
Investment Report - Corporate Allocated Retirements Project Report**

Attach the Company's Corporate Allocated Retirements Project Report. - **Provided electronically; please see enclosed**  
**1 flash drive.**

Texas Gas Service Company, a Division of ONE Gas, Inc. - West North Service Area  
Interim Rate Adjustment Application  
12 Month Period Ending December 31, 2023  
Direct Additions Detail

Line No.	FERC Account No.	FERC Account Titles	Ref	Additions		Depreciation		Accumulated Depreciation	Net Plant
				Original Cost	Rate per Case No. 9896	Expense			
(a)	(b)	(c)	(d)	(e)	(f)	(g)	(h)	(i)	(e) - (h)
11		<b>1. INTANGIBLE PLANT</b>							
12	301	Organization		\$—	4.0000%	\$—	\$—	\$—	\$—
13	302	Franchises and Consents		—	4.0200%	—	—	—	—
14	303	Miscellaneous Intangible Plant		—	4.0600%	—	—	—	—
15	303.1	Misc. Intangible		—	1.8200%	—	—	—	—
16		<b>Subtotal</b>		<u>\$—</u>		<u>\$—</u>	<u>\$—</u>	<u>\$—</u>	<u>\$—</u>
17									
18		<b>4. TRANSMISSION PLANT</b>							
19	365.1- 365.2	Land and Rights of Way		\$—	0.0000%	\$—	\$—	\$—	\$—
20	366	Structures and Improvements		—	0.0000%	—	—	—	—
21	367	Mains		9,492,124	2.5400%	241,100	—	9,492,124	—
22	368	Compressor Station Equipment		—	0.0000%	—	—	—	—
23	369	Meas. and Reg. Station Equipment		75,351	3.4900%	2,630	—	75,351	—
24	370	Communication Equipment		—	0.0000%	—	—	—	—
25	371	Other Equipment		—	0.0000%	—	—	—	—
26		<b>Subtotal</b>		<u>\$9,567,476</u>		<u>\$243,730</u>	<u>\$—</u>	<u>\$9,567,476</u>	
27									
28		<b>5. DISTRIBUTION PLANT</b>							
29	374	Land and Land Rights		\$9,337	0.0000%	\$—	\$—	\$9,337	—
30	375.1	Structures and Improvements		—	3.4900%	—	—	—	—
31	375.2	Other System Structures		—	0.0000%	—	—	—	—
32	376	Mains		24,460,111	2.3000%	562,583	—	24,460,111	—
33									
34	376.9	Mains - Cathodic Protection Anodes		2,769,487	6.6667%	184,632	—	2,769,487	—
35									
36	377	Compressor Station Equipment		—	0.0000%	—	—	—	—
37	378	General		3,954,532	2.2400%	88,582	—	3,954,532	—
38	379	Gates		844,399	2.0400%	17,226	—	844,399	—
39	380	Services		24,004,977	3.2200%	772,960	—	24,004,977	—
40	380.1	Ind Service Line Equip		18,419	3.2200%	593	—	18,419	—
41	380.2	Comm Service Line Equip		18,746	3.2200%	604	—	18,746	—
42	380.4	Yard Lines-Customer Svc		10,520	3.2200%	339	—	10,520	—
43	381	Meters		2,988,841	4.0700%	121,646	—	2,988,841	—
44									
45	382	Meter Installations		11,391	0.0000%	—	—	11,391	—
46	383	Regulators		723,675	3.5400%	25,618	—	723,675	—
47	385	Equipment		296,521	2.3800%	7,057	—	296,521	—
48	386	Other Property on Customer Premises		—	14.2500%	—	—	—	—
49	387	Meas. & Reg. Stat. Equipment		—	0.0000%	—	—	—	—
50		<b>Subtotal</b>		<u>\$60,110,956</u>		<u>\$1,781,839</u>	<u>\$—</u>	<u>\$60,110,956</u>	
51									
52		<b>6. GENERAL PLANT</b>							
53	389	Land and Land Rights		\$1,107,565	0.0000%	\$—	\$—	\$1,107,565	—
54	390.1	Structures and Improvements		643,861.00	2.9900%	19,251	—	643,861	—
55	390.2	Leasehold Improvements		—	0.0000%	—	—	—	—
56	391.1	Office Furniture and Equipment		17,013.77	6.6667%	1,134	—	17,014	—
57	391.4	Audio Visual Equip		—	0.0000%	—	—	—	—
58	391.6	Purchased Software		—	0.0000%	—	—	—	—
59	391.9	Computers & Electronic Equip		217,802.50	14.2857%	31,115	—	217,803	—
60	392	Transportation Equipment		4,037,402.66	7.7800%	—	—	4,037,403	—
61	392.2	Transport Equip Pickup Trucks & Vans		(44,790.22)	7.7800%	(3,485)	—	(44,790)	—
62	393	Stores Equipment		(12,014.11)	6.6667%	(801)	—	(12,014)	—
63	394	Tools, Shop and Garage Equipment		496,450.83	6.6667%	33,097	—	496,451	—
64	394.1	Tools		(88,411.89)	6.6667%	(5,894)	—	(88,412)	—
65	395	Lab Equipment		—	0.0000%	—	—	—	—
66	396	Power Operated Equipment		805,480.52	5.9000%	—	—	805,481	—
67	397	Communication Equipment		109,779.84	6.6667%	7,319	—	109,780	—
68	398	Miscellaneous Equipment		—	0.0000%	—	—	—	—
69									
70	399	Other Tangible Property		—	0.0000%	—	—	—	—
71		<b>Subtotal</b>		<u>\$7,290,140</u>		<u>\$81,736</u>	<u>\$—</u>	<u>\$7,290,140</u>	
72									
73		<b>TOTAL</b>		<u>\$76,968,571</u>		<u>\$2,107,305</u>	<u>\$—</u>	<u>\$76,968,571</u>	
74		Rate Base Adjustments							
75		<b>Adjusted Total</b>		<u>\$76,968,571</u>		<u>\$2,107,305</u>	<u>\$—</u>	<u>\$76,968,571</u>	

(A)

Note (A) : Accumulated Depreciation for Direct Plant can be found on IRA 5, IRA 7 & IRA 8

Texas Gas Service Company, a Division of ONE Gas, Inc. - West North Service Area  
Interim Rate Adjustment Application  
12 Month Period Ending December 31, 2023  
Direct Additions Detail - Fort Bliss

Line No.	FERC Account No.	FERC Account Titles	Ref	Depreciation		Accumulated	Net Plant	
				Additions Original Cost	Rate per Case No. 9896			Depreciation Expense
(a)	(b)	(c)	(d)	(e)	(f)	(g)	(h)	(i)
								(e) - (h)
11		<b>1. INTANGIBLE PLANT</b>						
12	301	Organization		\$—	4.0000 %	\$—	\$—	\$—
13	302	Franchises and Consents		—	4.0200 %	—	—	—
14	303	Miscellaneous Intangible Plant		—	4.0600 %	—	—	—
15	303.1	Misc. Intangible		—	1.8200 %	—	—	—
16		<b>Subtotal</b>		<u>\$—</u>		<u>\$—</u>	<u>\$—</u>	<u>\$—</u>
17								
18		<b>4. TRANSMISSION PLANT</b>						
19	365.1- 365.2	Land and Rights of Way		\$—	0.0000%	\$—	\$—	\$—
20	366	Structures and Improvements		—	0.0000%	—	—	—
21	367	Mains		—	2.5400%	—	—	—
22	368	Compressor Station Equipment		—	0.0000%	—	—	—
23	369	Meas. and Reg. Station Equipment		—	3.4600%	—	—	—
24	370	Communication Equipment		—	0.0000%	—	—	—
25	371	Other Equipment		—	0.0000%	—	—	—
26		<b>Subtotal</b>		<u>\$—</u>		<u>\$—</u>	<u>\$—</u>	<u>\$—</u>
27								
28		<b>5. DISTRIBUTION PLANT</b>						
29	374	Land and Land Rights		\$—	0.0000%	\$—	\$—	\$—
30	375.1	Structures and Improvements		—	3.4900%	—	—	—
31	375.2	Other System Structures		—	2.3800%	—	—	—
32	376	Mains		227,856	2.3000%	5,241	—	227,856
33	376.9	Mains - Cathodic Protection Anodes		16,787	6.6667%	1,119	—	16,787
34	377	Compressor Station Equipment		—	0.0000%	—	—	—
35	378	Meas. and Reg. Station Equipment - General		(20,112)	2.2400%	(451)	—	(20,112)
36	379	Meas. and Reg. Stations Equipment - City Gates		—	2.0400%	—	—	—
37	380	Services		130,295	3.2200%	4,196	—	130,295
38	380.1	Ind Service Line Equip		—	3.2200%	—	—	—
39	380.2	Comm Service Line Equip		—	3.2200%	—	—	—
40	380.4	Yard Lines-Customer Svc		—	3.2200%	—	—	—
41	381	Meters		—	4.0700%	—	—	—
42	382	Meter Installations		—	0.0000%	—	—	—
43	383	Regulators		(20,113)	3.5400%	(712)	—	(20,113)
44	385	Industrial Meas. and Reg. Station Equipment		157,875	2.3800%	3,757	(157,875)	—
45	386	Other Property on Customer Premises		—	14.2500%	—	—	—
46	387	Meas. & Reg. Stat. Equipment		—	1.9500%	—	—	—
47		<b>Subtotal</b>		<u>\$492,588</u>		<u>\$13,150</u>	<u>\$(157,875)</u>	<u>\$334,713</u>
48								
49		<b>6. GENERAL PLANT</b>						
50	389	Land and Land Rights		\$—	0.0000%	\$—	\$—	\$—
51	390.1	Structures and Improvements		—	2.9900%	—	—	—
52	390.2	Leasehold Improvements		—	14.8800%	—	—	—
53	391.1	Office Furniture and Equipment		—	6.6667%	—	—	—
54	391.4	Audio Visual Equip		—	0.0000%	—	—	—
55	391.6	Purchased Software		—	0.0000%	—	—	—
56	391.9	Computers & Electronic Equip		—	14.2857%	—	—	—
57	392	Transportation Equipment		—	7.7800%	—	—	—
58	392.2	Transport Equip Pickup Trucks & Vans		—	7.7800%	—	—	—
59	393	Stores Equipment		—	6.6667%	—	—	—
60	394	Tools, Shop and Garage Equipment		—	6.6667%	—	—	—
61	394.1	Tools		—	6.6667%	—	—	—
62	395	Lab Equipment		—	0.0000%	—	—	—
63	396	Power Operated Equipment		—	5.9000%	—	—	—
64	397	Communication Equipment		—	6.6667%	—	—	—
65	398	Miscellaneous Equipment		—	0.0000%	—	—	—
66	399	Other Tangible Property		—	0.0000%	—	—	—
67		<b>Subtotal</b>		<u>\$—</u>		<u>\$—</u>	<u>\$—</u>	<u>\$—</u>
68								
69		<b>TOTAL</b>		<u>\$492,588</u>		<u>\$13,150</u>	<u>\$(157,875)</u>	<u>\$334,713</u>
70		Rate Base Adjustments						
71		<b>Adjusted Total</b>		<u>\$492,588</u>		<u>\$13,150</u>	<u>\$(157,875)</u>	<u>\$334,713</u>

(A)

Note (A) : Accumulated Depreciation for Direct Plant can be found on IRA 5, IRA 7a & IRA 8a

Texas Gas Service Company, a Division of ONE Gas, Inc. - West North Service Area  
Interim Rate Adjustment Application  
12 Month Period Ending December 31, 2023  
Direct Retirement Detail

Line No.	FERC Account No.	FERC Account Titles	Ref	Retirements		Depreciation		Accumulated Depreciation	Net Plant
				Original Cost	Rate per Case No. 9896	Expense			
(a)	(b)	(c)	(d)	(e)	(f)	(g)	(h)	(i)	(e) - (h)
11		<b>1. INTANGIBLE PLANT</b>							
12	301	Organization		\$—	4.0000%	\$—	\$—	\$—	\$—
13	302	Franchises and Consents		—	4.0200%	—	—	—	—
14	303	Miscellaneous Intangible Plant		—	4.0600%	—	—	—	—
15	303.1	Misc. Intangible		—	1.8200%	—	—	—	—
16		<b>Subtotal</b>		<u>\$—</u>		<u>\$—</u>	<u>\$—</u>	<u>\$—</u>	<u>\$—</u>
17									
18		<b>4. TRANSMISSION PLANT</b>							
19	365.1- 365.2	Land and Rights of Way		\$—	0.0000%	\$—	\$—	\$—	\$—
20	366	Structures and Improvements		—	0.0000%	—	—	—	—
21	367	Mains		(45,734)	2.5400%	(1,162)	45734	—	—
22	368	Compressor Station Equipment		—	0.0000%	—	—	—	—
23	369	Meas. and Reg. Station Equipment		(11,657)	3.4900%	(407)	11657	—	—
24	370	Communication Equipment		—	0.0000%	—	—	—	—
25	371	Other Equipment		—	0.0000%	—	—	—	—
26		<b>Subtotal</b>		<u>\$(57,391)</u>		<u>\$(1,568)</u>	<u>\$57,391</u>	<u>\$—</u>	<u>\$—</u>
27									
28		<b>5. DISTRIBUTION PLANT</b>							
29	374	Land and Land Rights		\$—	0.0000%	\$—	\$—	\$—	\$—
30	375.1	Structures and Improvements		—	3.4900%	—	—	—	—
31	375.2	Other System Structures		—	0.0000%	—	—	—	—
32	376	Mains		(188,773)	2.3000%	(4,342)	188,773	—	—
33	376.9	Mains - Cathodic Protection Anodes		(930,218)	6.6667%	(62,015)	930,218	—	—
34	377	Compressor Station Equipment		—	0.0000%	—	—	—	—
35									
36	378	Meas. and Reg. Station Equipment - General Meas. and Reg. Stations Equipment - City		(34,492)	2.2400%	(773)	34,492	—	—
37	379	Gates		(120,182)	2.0400%	(2,452)	120,182	—	—
38	380	Services		(361,098)	3.2200%	(11,627)	361,098	—	—
39	380.1	Ind Service Line Equip		—	3.2200%	—	—	—	—
40	380.2	Comm Service Line Equip		—	3.2200%	—	—	—	—
41	380.4	Yard Lines-Customer Svc		—	3.2200%	—	—	—	—
42	381	Meters		(23,425)	4.0700%	(953)	23,425	—	—
43	382	Meter Installations		—	0.0000%	—	—	—	—
44	383	Regulators		(32,518)	3.5400%	(1,151)	32,518	—	—
45	385	Industrial Meas. and Reg. Station Equipment		(23,976)	2.3800%	(571)	23,976	—	—
46	386	Other Property on Customer Premises		—	14.2500%	—	—	—	—
47	387	Meas. & Reg. Stat. Equipment		—	0.0000%	—	—	—	—
48		<b>Subtotal</b>		<u>\$(1,714,681)</u>		<u>\$(83,883)</u>	<u>\$1,714,681</u>	<u>\$—</u>	<u>\$—</u>
49									
50		<b>6. GENERAL PLANT</b>							
51	389	Land and Land Rights		\$—	0.0000%	\$—	\$—	\$—	\$—
52	390.1	Structures and Improvements		(14,701)	2.9900%	(440)	14,701	—	—
53	390.2	Leasehold Improvements		(98,721)	0.0000%	—	98,721	—	—
54	391.1	Office Furniture and Equipment		(13,780)	6.6667%	(919)	13,780	—	—
55	391.4	Audio Visual Equip		—	0.0000%	—	—	—	—
56	391.6	Purchased Software		—	0.0000%	—	—	—	—
57	391.9	Computers & Electronic Equip		103,172	14.2857%	14,739	(103,172)	—	—
58	392	Transportation Equipment		(32,729)	7.7800%	—	32,729	—	—
59	392.2	Transport Equip Pickup Trucks & Vans		—	7.7800%	—	—	—	—
60	393	Stores Equipment		305	6.6667%	20	(305)	—	—
61	394	Tools, Shop and Garage Equipment		(176,573)	6.6667%	(11,772)	176,573	—	—
62	394.1	Tools		—	6.6667%	—	—	—	—
63	395	Lab Equipment		—	0.0000%	—	—	—	—
64	396	Power Operated Equipment		(2,498)	5.9000%	—	2,498	—	—
65	397	Communication Equipment		(158,061)	6.6667%	(10,537)	158,061	—	—
66	398	Miscellaneous Equipment		—	0.0000%	—	—	—	—
67	399	Other Tangible Property		—	0.0000%	—	—	—	—
68		<b>Subtotal</b>		<u>\$(393,587)</u>		<u>\$(8,908)</u>	<u>\$393,587</u>	<u>\$—</u>	<u>\$—</u>
69		<b>TOTAL</b>		<u>\$(2,165,659)</u>		<u>\$(94,360)</u>	<u>\$2,165,659</u>	<u>\$—</u>	<u>\$—</u>
70		Rate Base Adjustments							
71		<b>Adjusted Total</b>		<u>\$(2,165,659)</u>		<u>\$(94,360)</u>	<u>\$2,165,659</u>	<u>\$—</u>	<u>\$—</u>

(A)

Note (A) : Accumulated Depreciation for Direct Plant can be found

Texas Gas Service Company, a Division of ONE Gas, Inc. - West North Service Area  
Interim Rate Adjustment Application  
12 Month Period Ending December 31, 2023  
Direct Retirement Detail - Fort Bliss

Line No.	FERC Account No.	FERC Account Titles	Ref	Depreciation		Accumulated	Net Plant	
				Retirements Original Cost	Rate per Case No. 9896			Depreciation Expense
(a)	(b)	(c)	(d)	(e)	(f)	(g)	(h)	(i) (e) - (h)
11		<b>1. INTANGIBLE PLANT</b>						
12	301	Organization		\$—	4.0000 %	\$—	\$—	\$—
13	302	Franchises and Consents		—	4.0200 %	—	—	—
14	303	Miscellaneous Intangible Plant		—	4.0600 %	—	—	—
15	303.1	Misc. Intangible		—	1.8200 %	—	—	—
16		<b>Subtotal</b>		<u>\$—</u>		<u>\$—</u>	<u>\$—</u>	<u>\$—</u>
17								
18		<b>4. TRANSMISSION PLANT</b>						
19	365.1- 365.2	Land and Rights of Way		\$—	0.0000%	\$—	\$—	\$—
20	366	Structures and Improvements		—	0.0000%	—	—	—
21	367	Mains		—	2.5400%	—	—	—
22	368	Compressor Station Equipment		—	0.0000%	—	—	—
23	369	Meas. and Reg. Station		—	3.4600%	—	—	—
24	370	Communication Equipment		—	0.0000%	—	—	—
25	371	Other Equipment		—	0.0000%	—	—	—
26		<b>Subtotal</b>		<u>\$—</u>		<u>\$—</u>	<u>\$—</u>	<u>\$—</u>
27								
28		<b>5. DISTRIBUTION PLANT</b>						
29	374	Land and Land Rights		\$—	0.0000%	\$—	\$—	\$—
30	375.1	Structures and Improvements		—	3.4900%	—	—	—
31	375.2	Other System Structures		—	2.3800%	—	—	—
32	376	Mains		(39,134)	2.3000%	(900)	39,134	—
33	376.9	Mains - Cathodic Protection		(9,785)	6.6667%	(652)	9,785	—
34	377	Compressor Station Equipment		—	0.0000%	—	—	—
35	378	Meas. and Reg. Station		—	2.2400%	—	—	—
36	379	Meas. and Reg. Stations		—	2.0400%	—	—	—
37	380	Services		(16,355)	3.2200%	(527)	16,355	—
38	380.1	Ind Service Line Equip		—	3.2200%	—	—	—
39	380.2	Comm Service Line Equip		—	3.2200%	—	—	—
40	380.4	Yard Lines-Customer Svc		—	3.2200%	—	—	—
41	381	Meters		—	4.0700%	—	—	—
42	382	Meter Installations		—	0.0000%	—	—	—
43	383	Regulators		—	3.5400%	—	—	—
44	385	Industrial Meas. and Reg. Station		—	2.3800%	—	—	—
45	386	Other Property on Customer		—	14.2500%	—	—	—
46	387	Meas. & Reg. Stat. Equipment		—	1.9500%	—	—	—
47		<b>Subtotal</b>		<u>\$(65,275)</u>		<u>\$(2,079)</u>	<u>\$65,275</u>	<u>\$—</u>
48								
49		<b>6. GENERAL PLANT</b>						
50	389	Land and Land Rights		\$—	0.0000%	\$—	\$—	\$—
51	390.1	Structures and Improvements		—	2.9900%	—	—	—
52	390.2	Leasehold Improvements		—	14.8800%	—	—	—
53	391.1	Office Furniture and Equipment		—	6.6667%	—	—	—
54	391.4	Audio Visual Equip		—	0.0000%	—	—	—
55	391.6	Purchased Software		—	0.0000%	—	—	—
56	391.9	Computers & Electronic Equip		—	14.2857%	—	—	—
57	392	Transportation Equipment		—	7.7800%	—	—	—
58	392.2	Transport Equip Pickup Trucks &		—	7.7800%	—	—	—
59	393	Stores Equipment		—	6.6667%	—	—	—
60	394	Tools, Shop and Garage		—	6.6667%	—	—	—
61	394.1	Tools		—	6.6667%	—	—	—
62	395	Lab Equipment		—	0.0000%	—	—	—
63	396	Power Operated Equipment		—	5.9000%	—	—	—
64	397	Communication Equipment		—	6.6667%	—	—	—
65	398	Miscellaneous Equipment		—	0.0000%	—	—	—
66	399	Other Tangible Property		—	0.0000%	—	—	—
67		<b>Subtotal</b>		<u>\$—</u>		<u>\$—</u>	<u>\$—</u>	<u>\$—</u>
68								
69		<b>TOTAL</b>		<u>\$(65,275)</u>		<u>\$(2,079)</u>	<u>\$65,275</u>	<u>\$—</u>
70		Rate Base Adjustments						
71		<b>Adjusted Total</b>		<u>\$(65,275)</u>		<u>\$(2,079)</u>	<u>\$65,275</u>	<u>\$—</u>

(A)

Note (A) : Accumulated Depreciation for Direct Plant can be found on IRA 5, IRA 7a & IRA 8a

Texas Gas Service Company, a Division of ONE Gas, Inc. - West North Service Area  
Interim Rate Adjustment Application  
12 Month Period Ending December 31, 2023  
Division Additions Detail

Line No.	FERC Account No.	FERC Account Titles	Ref	Division			Rate per Case No. 9896	Division Depreciation Expense	Accumulated Depreciation	Division Net Plant	WNSA Allocation Factor	Allocated Cost	Allocated Depreciation Expense
				Additions Original Cost	Adjustments	Additions Adjusted Cost							
(a)	(b)	(c)	(d)	(e)	(f)	(g)	(h)	(i)	(j)	(k)	(l)	(k) x (l)	(i) x (l)
11		<b>1. INTANGIBLE PLANT</b>											
12	301	Organization		\$—	\$—	\$—	0.0000%	\$—	\$—	\$—	44.0514%	\$—	\$—
13	302	Franchises and Consents		—	—	—	0.0000%	—	—	—	44.0514%	—	—
14	303	Miscellaneous Intangible Plant		—	—	—	0.0000%	—	—	—	44.0514%	—	—
15		<b>Subtotal</b>		<u>\$—</u>	<u>\$—</u>	<u>\$—</u>		<u>\$—</u>	<u>\$—</u>	<u>\$—</u>		<u>\$—</u>	<u>\$—</u>
16													
17		<b>4. TRANSMISSION PLANT</b>											
18	365.1-												
18	365.2	Land and Land Rights of Way		\$—	\$—	\$—	0.0000%	\$—	\$—	\$—	44.0514%	\$—	\$—
19	366	Structures and Improvements		—	—	—	0.0000%	—	—	—	44.0514%	—	—
20	367	Mains		—	—	—	0.0000%	—	—	—	44.0514%	—	—
21	368	Compressor Station Equipment		—	—	—	0.0000%	—	—	—	44.0514%	—	—
22	369	Meas. and Reg. Station Equipment		—	—	—	0.0000%	—	—	—	44.0514%	—	—
23	370	Communication Equipment		—	—	—	0.0000%	—	—	—	44.0514%	—	—
24	371	Other Equipment		—	—	—	0.0000%	—	—	—	44.0514%	—	—
25		<b>Subtotal</b>		<u>\$—</u>	<u>\$—</u>	<u>\$—</u>		<u>\$—</u>	<u>\$—</u>	<u>\$—</u>		<u>\$—</u>	<u>\$—</u>
26													
27		<b>5. DISTRIBUTION PLANT</b>											
28													
28	374	Land and Land Rights		\$—	\$—	\$—	0.0000%	\$—	\$—	\$—	44.0514%	\$—	\$—
29	375.1	Structures & Improvements		—	—	—	0.0000%	—	—	—	44.0514%	—	—
30	375.2	Other System Structures		—	—	—	0.0000%	—	—	—	44.0514%	—	—
31	376	Mains		—	—	—	0.0000%	—	—	—	44.0514%	—	—
32	377	Compressor Station Equipment		—	—	—	0.0000%	—	—	—	44.0514%	—	—
33	378	Meas. and Reg. Station Equipment - General		—	—	—	0.0000%	—	—	—	44.0514%	—	—
34	379	Meas. and Reg. Stations Equipment - City Gates		—	—	—	0.0000%	—	—	—	44.0514%	—	—
35	380	Services		—	—	—	0.0000%	—	—	—	44.0514%	—	—
36	381	Meters		—	—	—	0.0000%	—	—	—	44.0514%	—	—
37	382	Meter Installations		—	—	—	0.0000%	—	—	—	44.0514%	—	—
38	383	Regulators		—	—	—	0.0000%	—	—	—	44.0514%	—	—
39	385	Industrial Meas. and Reg. Station Equipment		—	—	—	0.0000%	—	—	—	44.0514%	—	—
40	386	Other Property on Customer Premises		—	—	—	0.0000%	—	—	—	44.0514%	—	—
41	387	Meas. & Reg. Stat. Equipment		—	—	—	0.0000%	—	—	—	44.0514%	—	—
42		<b>Subtotal</b>		<u>\$—</u>	<u>\$—</u>	<u>\$—</u>		<u>\$—</u>	<u>\$—</u>	<u>\$—</u>		<u>\$—</u>	<u>\$—</u>
43													
44		<b>6. GENERAL PLANT</b>											
45	389	Land and Land Rights		\$—	\$—	\$—	0.0000%	\$—	\$—	\$—	44.0514%	\$—	\$—
46	390.1	Structures & Improvements		285,894	(237,054)	48,840	2.5600%	1,250	—	48,840	44.0514%	21,515	551
47	390.17	Building Improv Plum		—	—	—	0.0000%	—	—	—	44.0514%	—	—
48	390.2	Leasehold Improvement		—	—	—	17.3913%	—	—	—	44.0514%	—	—
49	390.2	Lease Incentive		—	—	—	0.0000%	—	—	—	44.0514%	—	—
50	391.1	Office Furniture & Equipment		—	—	—	6.6667%	—	—	—	44.0514%	—	—
51	391.19	Airplane Hangar Furniture		—	—	—	0.0000%	—	—	—	44.0514%	—	—
52	391.2	Data Processing Equipment		—	—	—	0.0000%	—	—	—	44.0514%	—	—
53	391.2	Oracle Equipment		—	—	—	0.0000%	—	—	—	44.0514%	—	—
54	391.3	Office Machines		—	—	—	0.0000%	—	—	—	44.0514%	—	—
55	391.4	Audio Visual Equipment		—	—	—	0.0000%	—	—	—	44.0514%	—	—
56	391.6	Purchased Software		—	—	—	0.0000%	—	—	—	44.0514%	—	—
57	391.6	Purchased Software (Banner)		—	—	—	0.0000%	—	—	—	44.0514%	—	—
58	391.6	Dynamic Risk Assessment		—	—	—	0.0000%	—	—	—	44.0514%	—	—
59	391.6	Enterprise Plan & Budget		—	—	—	0.0000%	—	—	—	44.0514%	—	—
60	391.6	GIS Development		—	—	—	0.0000%	—	—	—	44.0514%	—	—
61	391.6	Oracle Software		—	—	—	0.0000%	—	—	—	44.0514%	—	—
62	391.6	Concur Project		—	—	—	0.0000%	—	—	—	44.0514%	—	—
63	391.6	Customer Relations Software		—	—	—	0.0000%	—	—	—	44.0514%	—	—
64	391.6	Purchased Software (PowerPlant)		—	—	—	0.0000%	—	—	—	44.0514%	—	—
65	391.6	Purchased Software (RiskWorks)		—	—	—	0.0000%	—	—	—	44.0514%	—	—
66	391.6	Maximo-Leak Detect Sys		—	—	—	0.0000%	—	—	—	44.0514%	—	—
67	391.6	Journey - Employee - ODC Distrigas		—	—	—	0.0000%	—	—	—	44.0514%	—	—
68	391.6	Journey - Employee Count		—	—	—	0.0000%	—	—	—	44.0514%	—	—
69	391.6	Payroll - Time Management		—	—	—	0.0000%	—	—	—	44.0514%	—	—
70	391.6	Accounts Payable Software		—	—	—	0.0000%	—	—	—	44.0514%	—	—
71	391.8	Micro Computer Equipment		—	—	—	0.0000%	—	—	—	44.0514%	—	—
72	391.81	Aircraft Computer Equipment		—	—	—	0.0000%	—	—	—	44.0514%	—	—
73	391.9	Computer & Electronic Equipment		1,194,890	(117,641)	1,077,249	14.2857%	153,893	—	1,077,249	44.0514%	474,543	67,792
74	391.99	Cloud Computing		—	—	—	0.0000%	—	—	—	44.0514%	—	—
75	392	Transportation Equipment		—	—	—	0.0000%	—	—	—	44.0514%	—	—
76	392.3	Transpor Equip(Trucks 3/4 to 3 Ton)		—	—	—	0.0000%	—	—	—	44.0514%	—	—
77	392.5	Trailers		—	—	—	0.0000%	—	—	—	44.0514%	—	—
78	393	Stores Equipment		—	—	—	0.0000%	—	—	—	44.0514%	—	—
79	394	Tools, Shop and Garage Equipment		71,390	—	71,390	6.6667%	4,759	—	71,390	44.0514%	31,448	2,097
80	395	Lab Equipment		—	—	—	0.0000%	—	—	—	44.0514%	—	—
81	396	Major Work Equipment		—	—	—	0.0000%	—	—	—	44.0514%	—	—
82	397	Communication Equipment		—	(107)	(107)	6.6667%	(7)	—	(107)	44.0514%	(47)	(3)
83	398	Miscellaneous Equipment		—	—	—	6.6667%	—	—	—	44.0514%	—	—
84	399	Other Tangible Property		—	—	—	0.0000%	—	—	—	44.0514%	—	—
85		<b>Subtotal</b>		<u>\$1,552,174</u>	<u>\$(354,802)</u>	<u>\$1,197,373</u>		<u>\$159,895</u>	<u>\$—</u>	<u>\$1,197,373</u>		<u>\$527,459</u>	<u>\$70,436</u>
86													
87		<b>TOTAL</b>		<u>\$1,552,174</u>	<u>\$(354,802)</u>	<u>\$1,197,373</u>		<u>\$159,895</u>	<u>\$—</u>	<u>\$1,197,373</u>		<u>\$527,459</u>	<u>\$70,436</u>
88		Rate Base Adjustments		—	—	—	—	—	—	—	44.0514%	—	—
89		<b>Adjusted Total</b>		<u>\$1,552,174</u>	<u>\$(354,802)</u>	<u>\$1,197,373</u>		<u>\$159,895</u>	<u>\$—</u>	<u>\$1,197,373</u>		<u>\$527,459</u>	<u>\$70,436</u>

(1)

(1) The company's asset management system does not track accumulated depreciation on a single workorder basis. For the total accumulated depreciation, please see tab IRA-11a, 11b.



Texas Gas Service Company, a Division of ONE Gas, Inc. - West North Service Area  
Interim Rate Adjustment Application  
12 Month Period Ending December 31, 2023  
Corporate Additions Detail

Line No.	FERC Account No.	FERC Account Titles	Ref	Corporate Additions Original Cost	Corporate Adjustments	Corporate Additions Adjusted Cost	Corporate Additions Adjusted Cost Allocated to TGS	Change in Allocation Factors	Corporate Additions Adjusted Cost Allocated to TGS (including change in allocation factors)	Depreciation Rate per Case No. 9896	Corporate Allocated to Division Depreciation Expense	Accumulated Depreciation	Corporate Allocated to Division Net Plant	WNSA Allocation Factor	Allocated Cost	Allocated Depreciation Expense
(a)	(b)	(c)	(d)	(e)	(f)	(g)	(h)	(i)	(j)	(k)	(l)	(m)	(n) (j) - (m)	(o)	(p) (n) x (o)	(q) (l) x (o)
11		<b>1. INTANGIBLE PLANT</b>														
12	301	Organization		\$—	\$—	\$—	\$—	\$—	\$—	0.0000%	\$—	\$—	\$—	44.0514%	\$—	\$—
13	302	Franchises and Consents		—	—	—	—	—	—	0.0000%	—	—	—	44.0514%	—	—
14	303	Miscellaneous Intangible Plant		—	—	—	—	—	—	0.0000%	—	—	—	44.0514%	—	—
15		<b>Subtotal</b>		<b>\$—</b>	<b>\$—</b>	<b>\$—</b>	<b>\$—</b>	<b>\$—</b>	<b>\$—</b>	<b>\$—</b>	<b>\$—</b>	<b>\$—</b>	<b>\$—</b>		<b>\$—</b>	<b>\$—</b>
16																
17		<b>4. TRANSMISSION PLANT</b>														
18	365.1- 365.2	Land and Rights of Way		\$—	\$—	\$—	\$—	\$—	\$—	0.0000%	\$—	\$—	\$—	44.0514%	\$—	\$—
19	366	Structures and Improvements		—	—	—	—	—	—	0.0000%	—	—	—	44.0514%	—	—
20	367	Mains		—	—	—	—	—	—	0.0000%	—	—	—	44.0514%	—	—
21	368	Compressor Station Equipment		—	—	—	—	—	—	0.0000%	—	—	—	44.0514%	—	—
22	369	Meas. and Reg. Station Equipment		—	—	—	—	—	—	0.0000%	—	—	—	44.0514%	—	—
23	370	Communication Equipment		—	—	—	—	—	—	0.0000%	—	—	—	44.0514%	—	—
24	371	Other Equipment		—	—	—	—	—	—	0.0000%	—	—	—	44.0514%	—	—
25		<b>Subtotal</b>		<b>\$—</b>	<b>\$—</b>	<b>\$—</b>	<b>\$—</b>	<b>\$—</b>	<b>\$—</b>	<b>\$—</b>	<b>\$—</b>	<b>\$—</b>	<b>\$—</b>		<b>\$—</b>	<b>\$—</b>
26																
27		<b>5. DISTRIBUTION PLANT</b>														
28	374	Land and Land Rights		\$—	\$—	\$—	\$—	\$—	\$—	0.0000%	\$—	\$—	\$—	44.0514%	\$—	\$—
29	375.1	Structures & Improvements		—	—	—	—	—	—	0.0000%	—	—	—	44.0514%	—	—
30	375.2	Other System Structures		—	—	—	—	—	—	0.0000%	—	—	—	44.0514%	—	—
31	376	Mains		—	—	—	—	—	—	0.0000%	—	—	—	44.0514%	—	—
32	377	Compressor Station Equipment Meas. and Reg. Station Equipment -		—	—	—	—	—	—	0.0000%	—	—	—	44.0514%	—	—
33	378	General Meas. and Reg. Stations Equipment -		—	—	—	—	—	—	0.0000%	—	—	—	44.0514%	—	—
34	379	City Gates		—	—	—	—	—	—	0.0000%	—	—	—	44.0514%	—	—
35	380	Services		—	—	—	—	—	—	0.0000%	—	—	—	44.0514%	—	—
36	381	Meters		—	—	—	—	—	—	0.0000%	—	—	—	44.0514%	—	—
37	382	Meter Installations		—	—	—	—	—	—	0.0000%	—	—	—	44.0514%	—	—
38	383	Regulators		—	—	—	—	—	—	0.0000%	—	—	—	44.0514%	—	—
39	385	Industrial Meas. and Reg. Station Equipment		—	—	—	—	—	—	0.0000%	—	—	—	44.0514%	—	—
40	386	Other Property on Customer Premises		—	—	—	—	—	—	0.0000%	—	—	—	44.0514%	—	—
41	387	Meas. & Reg. Stat. Equipment		—	—	—	—	—	—	0.0000%	—	—	—	44.0514%	—	—
42		<b>Subtotal</b>		<b>\$—</b>	<b>\$—</b>	<b>\$—</b>	<b>\$—</b>	<b>\$—</b>	<b>\$—</b>	<b>\$—</b>	<b>\$—</b>	<b>\$—</b>	<b>\$—</b>		<b>\$—</b>	<b>\$—</b>
43																
44		<b>6. GENERAL PLANT</b>														
45	389	Land and Land Rights		\$—	\$—	\$—	\$—	\$193	\$193	0.0000%	\$—	\$—	\$193	44.0514%	\$85	\$—
46	390.1	Structures & Improvements		748,189	(69,798)	678,391	193,409	21,532	214,941	2.0100%	4,320	—	214,941	44.0514%	94,684	1,903
47	390.17	Building Improv Plum		—	—	—	—	—	—	0.0000%	—	—	—	44.0514%	—	—
48	390.2	Leasehold Improvement		1,453,901	408,357	1,862,258	530,930	26,136	557,066	13.1868%	73,459	—	557,066	44.0514%	245,395	32,360
49	390.2	Lease Incentive		534,292	(534,292)	—	—	—	—	0.0000%	—	—	—	44.0514%	—	—
50	391.1	Office Furniture & Equipment		288,550	70,455	359,006	102,353	19,720	122,073	6.6667%	8,138	—	122,073	44.0514%	53,775	3,585
51	391.19	Airplane Hangar Furniture		—	—	—	—	—	—	0.0000%	—	—	—	44.0514%	—	—
52	391.2	Data Processing Equipment		—	—	—	—	—	—	0.0000%	—	—	—	44.0514%	—	—
53	391.2	Oracle Equipment		—	—	—	—	—	—	0.0000%	—	—	—	44.0514%	—	—
54	391.3	Office Machines		561	68	629	179	5,357	5,537	5.0000%	277	—	5,537	44.0514%	2,439	122
55	391.4	Audio Visual Equipment		197,525	(706)	196,819	56,113	4,731	60,844	20.0000%	12,169	—	60,844	44.0514%	26,802	5,360
56	391.6	Purchased Software		32,383,424	(196,883)	32,186,541	9,176,383	533,930	9,710,313	7.6923%	746,947	—	9,710,313	44.0514%	4,277,529	329,041
57	391.6	Purchased Software (Banner)		4,630,687	(3)	4,630,684	1,426,714	3,565	1,430,279	7.6923%	110,021	—	1,430,279	44.0514%	630,058	48,466
58	391.6	Dynamic Risk Assessment		—	—	—	—	—	—	7.6923%	—	—	—	44.0514%	—	—
59	391.6	Enterprise Plan & Budget		—	—	—	—	—	—	7.6923%	—	—	—	44.0514%	—	—
60	391.6	GIS Development		—	—	—	—	—	—	7.6923%	—	—	—	44.0514%	—	—
61	391.6	Oracle Software		—	—	—	—	—	—	7.6923%	—	—	—	44.0514%	—	—
62	391.6	Concur Project		—	—	—	—	340	340	7.6923%	26	—	340	44.0514%	150	12
63	391.6	Customer Relations Software		1,392,828	—	1,392,828	429,130	8	429,138	0.0000%	—	—	429,138	44.0514%	189,041	—
64	391.6	Purchased Software (PowerPlant)		276,943	—	276,943	74,858	20,634	95,492	7.6923%	7,346	—	95,492	44.0514%	42,065	3,236
65	391.6	Foundation Software		—	—	—	—	—	—	7.6923%	—	—	—	44.0514%	—	—
66	391.6	Maximo-Leak Detect Sys		414,934	—	414,934	103,734	—	103,734	7.6923%	7,980	—	103,734	44.0514%	45,696	3,515
67	391.6	Journey - Employee - ODC Dstrigas		—	—	—	—	305,525	305,525	7.6923%	23,502	—	305,525	44.0514%	134,588	10,353

Texas Gas Service Company, a Division of ONE Gas, Inc. - West North Service Area  
Interim Rate Adjustment Application  
12 Month Period Ending December 31, 2023  
Corporate Additions Detail

Line No.	FERC Account No.	FERC Account Titles	Ref	Corporate Additions Original Cost	Corporate Adjustments	Corporate Additions Adjusted Cost	Corporate Additions Adjusted Cost Allocated to TGS	Change in Allocation Factors	Corporate Additions Adjusted Cost Allocated to TGS (including change in allocation factors)	Depreciation Rate per Case No. 9896	Corporate Allocated to Division Depreciation Expense	Accumulated Depreciation	Corporate Allocated to Division Net Plant	WNSA Allocation Factor	Allocated Cost	Allocated Depreciation Expense
(a)	(b)	(c)	(d)	(e)	(f)	(g)	(h)	(i)	(j)	(k)	(l)	(m)	(n) (j) - (m)	(o)	(p) (n) x (o)	(q) (l) x (o)
68	391.6	Journey - Employee Count		—	—	—	—	8,772	8,772	7.6923%	675	—	8,772	44.0514%	3,864	297
69	391.6	Payroll - Time Management		12,445	(6,762)	5,683	1,671	13,972	15,643	7.6923%	1,203	—	15,643	44.0514%	6,891	530
70	391.6	Accounts Payable Software		80,593	—	80,593	27,041	(5,962)	21,079	7.6923%	1,621	—	21,079	44.0514%	9,286	714
71	391.8	Micro Computer Equipment		13,548,785	194,841	13,743,626	3,918,308	93,736	4,012,044	20.0000%	802,409	—	4,012,044	44.0514%	1,767,361	353,472
72	391.81	Aircraft Computer Equipment		—	—	—	—	—	—	20.0000%	—	—	—	44.0514%	—	—
73	391.9	Computer & Electronic Equipment		—	—	—	—	—	—	0.0000%	—	—	—	44.0514%	—	—
74	391.99	Cloud Computing		1,207,930	—	1,207,930	344,381	4,150	348,531	7.6923%	26,810	—	348,531	44.0514%	153,533	11,810
75	392	Transportation Equipment		—	—	—	—	—	—	0.0000%	—	—	—	44.0514%	—	—
		Transportation Equipment Pickup		—	—	—	—	—	—	—	—	—	—	—	—	—
76	392.2	Trucks and Vans		—	—	—	—	—	—	0.0000%	—	—	—	44.0514%	—	—
77	392.3	Transpor Equip(Trucks 3/4 to 3 Ton)		—	—	—	—	—	—	0.0000%	—	—	—	44.0514%	—	—
78	392.5	Trailers		—	—	—	—	—	—	0.0000%	—	—	—	44.0514%	—	—
79	393	Stores Equipment		—	—	—	—	—	—	0.0000%	—	—	—	44.0514%	—	—
80	394	Tools, Shop and Garage Equipment		477,426	3,562	480,988	137,130	476	137,606	0.0000%	—	137,606	44.0514%	60,617	—	—
81	395	Lab Equipment		—	—	—	—	—	—	0.0000%	—	—	—	44.0514%	—	—
82	396	Major Work Equipment		—	—	—	—	—	—	0.0000%	—	—	—	44.0514%	—	—
83	397	Communication Equipment		235,158	(235,158)	—	—	451	451	5.0000%	23	—	451	44.0514%	199	10
84	398	Miscellaneous Equipment		—	—	—	—	—	—	0.0000%	—	—	—	44.0514%	—	—
85	399	Other Tangible Property		—	—	—	—	—	—	0.0000%	—	—	—	44.0514%	—	—
86		<b>Subtotal</b>		<u>\$57,884,172</u>	<u>\$(366,318)</u>	<u>\$57,517,854</u>	<u>\$16,522,333</u>	<u>\$1,057,264</u>	<u>\$17,579,597</u>		<u>\$1,826,926</u>	<u>\$—</u>	<u>\$17,579,597</u>		<u>\$7,744,058</u>	<u>\$804,786</u>
87																
88		<b>TOTAL</b>		<u>\$57,884,172</u>	<u>\$(366,318)</u>	<u>\$57,517,854</u>	<u>\$16,522,333</u>	<u>\$1,057,264</u>	<u>\$17,579,597</u>		<u>\$1,826,926</u>	<u>\$—</u>	<u>\$17,579,597</u>		<u>\$7,744,058</u>	<u>\$804,786</u>
89		Rate Base Adjustments		—	—	—	—	—	—	0.0000%	—	—	—	44.0514%	—	—
90		Change in Allocation Factor from prior year		—	—	—	—	—	—	0.0000%	—	—	—	44.0514%	—	—
91		<b>Adjusted Total</b>		<u>\$57,884,172</u>	<u>\$(366,318)</u>	<u>\$57,517,854</u>	<u>\$16,522,333</u>	<u>\$1,057,264</u>	<u>\$17,579,597</u>		<u>\$1,826,926</u>	<u>\$—</u>	<u>\$17,579,597</u>		<u>\$7,744,058</u>	<u>\$804,786</u>

(1)

(1) The company's asset management system does not track accumulated depreciation on a single workorder basis. For the total accumulated depreciation, please see tab IRA-11a, 11b.

Texas Gas Service Company, a Division of ONE Gas, Inc. - West North Service Area  
Interim Rate Adjustment Application  
12 Month Period Ending December 31, 2023  
Division Retirement Detail

Line No.	FERC Account No.	FERC Account Titles	Ref	Division Retirements		Division Retirements Adjusted Cost	Depreciation Rate per Case No. 9896	Division Depreciation Expense	Accumulated Depreciation	Division Net Plant	WNSA Allocation Factor	Allocated Cost	Allocated Depreciation Expense
				Original Cost	Adjustments								
(a)	(b)	(c)	(d)	(e)	(f)	(g)	(h)	(i)	(j)	(k)	(l)	(m)	(n)
											(k) x (l)	(i) x (l)	
<b>1. INTANGIBLE PLANT</b>													
11													
12	301	Organization		\$—	\$—	\$—	0.0000%	\$—	\$—	\$—	44.0514%	\$—	\$—
13	302	Franchises and Consents		—	—	—	0.0000%	—	—	—	44.0514%	—	—
14	303	Miscellaneous Intangible Plant		—	—	—	0.0000%	—	—	—	44.0514%	—	—
15		<b>Subtotal</b>		<u>\$—</u>	<u>\$—</u>	<u>\$—</u>		<u>\$—</u>	<u>\$—</u>	<u>\$—</u>		<u>\$—</u>	<u>\$—</u>
16													
17		<b>4. TRANSMISSION PLANT</b>											
18	365.1-												
18	365.2	Land and Rights of Way		\$—	\$—	\$—	0.0000%	\$—	\$—	\$—	44.0514%	\$—	\$—
19	366	Structures and Improvements		—	—	—	0.0000%	—	—	—	44.0514%	—	—
20	367	Mains		—	—	—	0.0000%	—	—	—	44.0514%	—	—
21	368	Compressor Station Equipment		—	—	—	0.0000%	—	—	—	44.0514%	—	—
22	369	Meas. and Reg. Station Equipment		—	—	—	0.0000%	—	—	—	44.0514%	—	—
23	370	Communication Equipment		—	—	—	0.0000%	—	—	—	44.0514%	—	—
24	371	Other Equipment		—	—	—	0.0000%	—	—	—	44.0514%	—	—
25		<b>Subtotal</b>		<u>\$—</u>	<u>\$—</u>	<u>\$—</u>		<u>\$—</u>	<u>\$—</u>	<u>\$—</u>		<u>\$—</u>	<u>\$—</u>
26													
27		<b>5. DISTRIBUTION PLANT</b>											
28	374	Land and Land Rights		\$—	\$—	\$—	0.0000%	\$—	\$—	\$—	44.0514%	\$—	\$—
29	375.1	Structures & Improvements		—	—	—	0.0000%	—	—	—	44.0514%	—	—
30	375.2	Other System Structures		—	—	—	0.0000%	—	—	—	44.0514%	—	—
31	376	Mains		—	—	—	0.0000%	—	—	—	44.0514%	—	—
32	377	Compressor Station Equipment Meas. and Reg. Station Equipment -		—	—	—	0.0000%	—	—	—	44.0514%	—	—
33	378	General Meas. and Reg. Stations Equipment -		—	—	—	0.0000%	—	—	—	44.0514%	—	—
34	379	City Gates		—	—	—	0.0000%	—	—	—	44.0514%	—	—
35	380	Services		—	—	—	0.0000%	—	—	—	44.0514%	—	—
36	381	Meters		—	—	—	0.0000%	—	—	—	44.0514%	—	—
37	382	Meter Installations		—	—	—	0.0000%	—	—	—	44.0514%	—	—
38	383	Regulators		—	—	—	0.0000%	—	—	—	44.0514%	—	—
39	385	Industrial Meas. and Reg. Station Equipment Utner Property on Customer		—	—	—	0.0000%	—	—	—	44.0514%	—	—
40	386	Premises		—	—	—	0.0000%	—	—	—	44.0514%	—	—
41	387	Meas. & Reg. Stat. Equipment		—	—	—	0.0000%	—	—	—	44.0514%	—	—
42		<b>Subtotal</b>		<u>\$—</u>	<u>\$—</u>	<u>\$—</u>		<u>\$—</u>	<u>\$—</u>	<u>\$—</u>		<u>\$—</u>	<u>\$—</u>
43													
44		<b>6. GENERAL PLANT</b>											
45	389	Land and Land Rights		\$—	\$—	\$—	0.0000%	\$—	\$—	\$—	44.0514%	\$—	\$—
46	390.1	Structures & Improvements		—	—	—	2.5600%	—	—	—	44.0514%	—	—
47	390.17	Building Improv Plum		—	—	—	0.0000%	—	—	—	44.0514%	—	—
48	390.2	Leasehold Improvement		—	—	—	17.3913%	—	—	—	44.0514%	—	—
49	390.2	Lease Incentive		—	—	—	0.0000%	—	—	—	44.0514%	—	—
50	391.1	Office Furniture & Equipment		(1,979)	—	(1,979)	6.6667%	(132)	—	(1,979)	44.0514%	(872)	(58)
51	391.19	Airplane Hangar Furniture		—	—	—	0.0000%	—	—	—	44.0514%	—	—
52	391.2	Data Processing Equipment		—	—	—	0.0000%	—	—	—	44.0514%	—	—
53	391.2	Oracle Equipment		—	—	—	0.0000%	—	—	—	44.0514%	—	—
54	391.3	Office Machines		—	—	—	0.0000%	—	—	—	44.0514%	—	—
55	391.4	Audio Visual Equipment		—	—	—	0.0000%	—	—	—	44.0514%	—	—
56	391.6	Purchased Software		—	—	—	0.0000%	—	—	—	44.0514%	—	—
57	391.6	Purchased Software (Banner)		—	—	—	0.0000%	—	—	—	44.0514%	—	—
58	391.6	Dynamic Risk Assessment		—	—	—	0.0000%	—	—	—	44.0514%	—	—
59	391.6	Enterprise Plan & Budget		—	—	—	0.0000%	—	—	—	44.0514%	—	—
60	391.6	GIS Development		—	—	—	0.0000%	—	—	—	44.0514%	—	—
61	391.6	Oracle Software		—	—	—	0.0000%	—	—	—	44.0514%	—	—
62	391.6	Concur Project		—	—	—	0.0000%	—	—	—	44.0514%	—	—
63	391.6	Customer Relations Software		—	—	—	0.0000%	—	—	—	44.0514%	—	—
64	391.6	Purchased Software (PowerPlant)		—	—	—	0.0000%	—	—	—	44.0514%	—	—
65	391.6	Purchased Software (RiskWorks)		—	—	—	0.0000%	—	—	—	44.0514%	—	—
66	391.6	Maximo-Leak Detect Sys		—	—	—	0.0000%	—	—	—	44.0514%	—	—
67	391.6	Journey - Employee - ODC Distrigas		—	—	—	0.0000%	—	—	—	44.0514%	—	—
68	391.6	Journey - Employee Count		—	—	—	0.0000%	—	—	—	44.0514%	—	—
69	391.6	Payroll - Time Management		—	—	—	0.0000%	—	—	—	44.0514%	—	—
70	391.6	Accounts Payable Software		—	—	—	0.0000%	—	—	—	44.0514%	—	—
71	391.8	Micro Computer Equipment		—	—	—	0.0000%	—	—	—	44.0514%	—	—
72	391.81	Aircraft Computer Equipment		—	—	—	0.0000%	—	—	—	44.0514%	—	—
73	391.9	Computer & Electronic Equipment		—	—	—	14.2857%	—	—	—	44.0514%	—	—
74	391.99	Cloud Computing		—	—	—	0.0000%	—	—	—	44.0514%	—	—
75	392	Transportation Equipment		—	—	—	0.0000%	—	—	—	44.0514%	—	—
76	392.3	Transpor Equip(Trucks 3/4 to 3 Ton)		—	—	—	0.0000%	—	—	—	44.0514%	—	—
77	392.5	Trailers		—	—	—	0.0000%	—	—	—	44.0514%	—	—
78	393	Stores Equipment		—	—	—	0.0000%	—	—	—	44.0514%	—	—
79	394	Tools, Shop and Garage Equipment		—	—	—	6.6667%	—	—	—	44.0514%	—	—
80	395	Lab Equipment		—	—	—	0.0000%	—	—	—	44.0514%	—	—
81	396	Major Work Equipment		—	—	—	0.0000%	—	—	—	44.0514%	—	—
82	397	Communication Equipment		(366,420)	—	(366,420)	6.6667%	(24,428)	—	(366,420)	44.0514%	(161,413)	(10,761)
83	398	Miscellaneous Equipment		—	—	—	6.6667%	—	—	—	44.0514%	—	—
84	399	Other Tangible Property		—	—	—	0.0000%	—	—	—	44.0514%	—	—
85		<b>Subtotal</b>		<u>\$(368,398)</u>	<u>\$—</u>	<u>\$(368,398)</u>		<u>\$(24,560)</u>	<u>\$—</u>	<u>\$(368,398)</u>		<u>\$(162,285)</u>	<u>\$(10,819)</u>
86													
87		<b>TOTAL</b>		<u>\$(368,398)</u>	<u>\$—</u>	<u>\$(368,398)</u>		<u>\$(24,560)</u>	<u>\$—</u>	<u>\$(368,398)</u>		<u>\$(162,285)</u>	<u>\$(10,819)</u>
88		Rate Base Adjustments		—	—	—	—	—	—	—	40.3348%	—	—
89		<b>Adjusted Total</b>		<u>\$(368,398)</u>	<u>\$—</u>	<u>\$(368,398)</u>		<u>\$(24,560)</u>	<u>\$—</u>	<u>\$(368,398)</u>		<u>\$(162,285)</u>	<u>\$(10,819)</u>

(1)

(1) The company's asset management system does not track accumulated depreciation on a single workorder basis. For the total accumulated depreciation, please see tab IRA-11a, 11b.

Texas Gas Service Company, a Division of ONE Gas, Inc. - West North Service Area  
Interim Rate Adjustment Application  
12 Month Period Ending December 31, 2023  
Corporate Retirement Detail

Line No.	FERC Account No.	FERC Account Titles	Ref	Corporate Retirements Original Cost	Corporate Adjustments	Corporate Retirements Adjusted Cost	Corporate Retirements Adjusted Cost Allocated to TGS	Change in Allocation Factors	Corporate Retirements Adjusted Cost Allocated to TGS (including change in allocation factors)	Depreciation Rate per Case No. 9896	Corporate Allocated to Division Depreciation Expense	Accumulated Depreciation	Corporate Allocated to Division Net Plant	WNSA Allocation Factor	Allocated Cost	Allocated Depreciation Expense
(a)	(b)	(c)	(d)	(e)	(f)	(g)	(h)	(i)	(j)	(k)	(l)	(m)	(n) (j) - (m)	(o)	(p) (j) x (k)	(q) (h) x (k)
11		<b>1. INTANGIBLE PLANT</b>														
12	301	Organization		\$—	\$—	\$—	\$—	\$—	\$—	0.0000%	\$—	\$—	\$—	44.0514%	\$—	\$—
13	302	Franchises and Consents		—	—	—	—	—	—	0.0000%	—	—	—	44.0514%	—	—
14	303	Miscellaneous Intangible Plant		—	—	—	—	—	—	0.0000%	—	—	—	44.0514%	—	—
15		Subtotal		\$—	\$—	\$—	\$—	\$—	\$—		\$—	\$—	\$—		\$—	\$—
16																
17		<b>4. TRANSMISSION PLANT</b>														
18	365.1-															
18	365.2	Land and Rights of Way		\$—	\$—	\$—	\$—	\$—	\$—	0.0000%	\$—	\$—	\$—	44.0514%	\$—	\$—
19	366	Structures and Improvements		—	—	—	—	—	—	0.0000%	—	—	—	44.0514%	—	—
20	367	Mains		—	—	—	—	—	—	0.0000%	—	—	—	44.0514%	—	—
21	368	Compressor Station Equipment		—	—	—	—	—	—	0.0000%	—	—	—	44.0514%	—	—
22	369	Meas. and Reg. Station Equipment		—	—	—	—	—	—	0.0000%	—	—	—	44.0514%	—	—
23	370	Communication Equipment		—	—	—	—	—	—	0.0000%	—	—	—	44.0514%	—	—
24	371	Other Equipment		—	—	—	—	—	—	0.0000%	—	—	—	44.0514%	—	—
25		Subtotal		\$—	\$—	\$—	\$—	\$—	\$—		\$—	\$—	\$—		\$—	\$—
26																
27		<b>5. DISTRIBUTION PLANT</b>														
28	374	Land and Land Rights		\$—	\$—	\$—	\$—	\$—	\$—	0.0000%	\$—	\$—	\$—	44.0514%	\$—	\$—
29	375.1	Structures & Improvements		—	—	—	—	—	—	0.0000%	—	—	—	44.0514%	—	—
30	375.2	Other System Structures		—	—	—	—	—	—	0.0000%	—	—	—	44.0514%	—	—
31	376	Mains		—	—	—	—	—	—	0.0000%	—	—	—	44.0514%	—	—
32	377	Compressor Station Equipment		—	—	—	—	—	—	0.0000%	—	—	—	44.0514%	—	—
33	378	Meas. and Reg. Station Equipment - General		—	—	—	—	—	—	0.0000%	—	—	—	44.0514%	—	—
34	379	Meas. and Reg. Stations Equipment - City Gates		—	—	—	—	—	—	0.0000%	—	—	—	44.0514%	—	—
35	380	Services		—	—	—	—	—	—	0.0000%	—	—	—	44.0514%	—	—
36	381	Meters		—	—	—	—	—	—	0.0000%	—	—	—	44.0514%	—	—
37	382	Meter Installations		—	—	—	—	—	—	0.0000%	—	—	—	44.0514%	—	—
38	383	Regulators		—	—	—	—	—	—	0.0000%	—	—	—	44.0514%	—	—
39	385	Industrial Meas. and Reg. Station Equipment		—	—	—	—	—	—	0.0000%	—	—	—	44.0514%	—	—
40	386	Other Property on Customer Premises		—	—	—	—	—	—	0.0000%	—	—	—	44.0514%	—	—
41	387	Meas. & Reg. Stat. Equipment		—	—	—	—	—	—	0.0000%	—	—	—	44.0514%	—	—
42		Subtotal		\$—	\$—	\$—	\$—	\$—	\$—		\$—	\$—	\$—		\$—	\$—
43																
44		<b>6. GENERAL PLANT</b>														
45	389	Land and Land Rights		\$—	\$—	\$—	\$—	\$—	\$—	0.0000%	\$—	\$—	\$—	44.0514%	\$—	\$—
46	390.1	Structures & Improvements		—	—	—	—	—	—	2.0100%	—	—	—	44.0514%	—	—
47	390.17	Building Improv Plum		—	—	—	—	—	—	0.0000%	—	—	—	44.0514%	—	—
48	390.2	Leasehold Improvement		—	—	—	—	—	—	13.1868%	—	—	—	44.0514%	—	—
49	390.2	Lease Incentive		—	—	—	—	—	—	0.0000%	—	—	—	44.0514%	—	—
50	391.1	Office Furniture & Equipment		—	—	—	—	—	—	6.6667%	—	—	—	44.0514%	—	—
51	391.19	Airplane Hangar Furniture		—	—	—	—	—	—	0.0000%	—	—	—	44.0514%	—	—
52	391.2	Data Processing Equipment		—	—	—	—	—	—	0.0000%	—	—	—	44.0514%	—	—
53	391.2	Oracle Equipment		—	—	—	—	—	—	0.0000%	—	—	—	44.0514%	—	—
54	391.3	Office Machines		—	—	—	—	—	—	5.0000%	—	—	—	44.0514%	—	—
55	391.4	Audio Visual Equipment		(100,781)	—	(100,781)	(28,733)	—	(28,733)	20.0000%	(5,747)	—	(28,733)	44.0514%	(12,657)	(2,531)
56	391.6	Purchased Software		(681,843)	51	(681,792)	(194,379)	—	(194,379)	7.6923%	(14,952)	—	(194,379)	44.0514%	(85,627)	(6,587)
57	391.6	Purchased Software (Banner)		—	—	—	—	—	—	7.6923%	—	—	—	44.0514%	—	—
58	391.6	Dynamic Risk Assessment		—	—	—	—	—	—	7.6923%	—	—	—	44.0514%	—	—
59	391.6	Enterprise Plan & Budget		—	—	—	—	—	—	7.6923%	—	—	—	44.0514%	—	—
60	391.6	GIS Development		—	—	—	—	—	—	7.6923%	—	—	—	44.0514%	—	—
61	391.6	Oracle Software		—	—	—	—	—	—	7.6923%	—	—	—	44.0514%	—	—
62	391.6	Concur Project		—	—	—	—	—	—	7.6923%	—	—	—	44.0514%	—	—
63	391.6	Customer Relations Software		—	—	—	—	—	—	0.0000%	—	—	—	44.0514%	—	—
64	391.6	Purchased Software (PowerPlant)		—	—	—	—	—	—	7.6923%	—	—	—	44.0514%	—	—
65	391.6	Foundation Software		—	—	—	—	—	—	7.6923%	—	—	—	44.0514%	—	—
66	391.6	Maximo-Leak Detect Sys		(672,585)	—	(672,585)	(168,146)	—	(168,146)	7.6923%	(12,934)	—	(168,146)	44.0514%	(74,071)	(5,698)
67	391.6	Journey - Employee - ODC Dlistrigas		—	—	—	—	—	—	7.6923%	—	—	—	44.0514%	—	—
68	391.6	Journey - Employee Count		—	—	—	—	—	—	7.6923%	—	—	—	44.0514%	—	—

Texas Gas Service Company, a Division of ONE Gas, Inc. - West North Service Area  
Interim Rate Adjustment Application  
12 Month Period Ending December 31, 2023  
Corporate Retirement Detail

Line No.	FERC Account No.	FERC Account Titles	Ref	Corporate Retirements Original Cost	Corporate Adjustments	Corporate Retirements Adjusted Cost	Corporate Retirements Adjusted Cost Allocated to TGS	Change in Allocation Factors	Corporate Retirements Adjusted Cost Allocated to TGS (including change in allocation factors)	Depreciation Rate per Case No. 9896	Corporate Allocated to Division Depreciation Expense	Accumulated Depreciation	Corporate Allocated to Division Net Plant	WNSA Allocation Factor	Allocated Cost	Allocated Depreciation Expense
(a)	(b)	(c)	(d)	(e)	(f)	(g)	(h)	(i)	(j)	(k)	(l)	(m)	(n) (j) - (m)	(o)	(p) (j) x (k)	(q) (h) x (k)
69	391.6	Payroll - Time Management		—	—	—	—	—	—	7.6923 %	—	—	—	—	—	—
70	391.6	Accounts Payable Software		—	—	—	—	—	—	7.6923 %	—	—	—	—	—	—
71	391.8	Micro Computer Equipment		(8,161,499)	27	(8,161,472)	(2,326,836)	—	(2,326,836)	20.0000 %	(465,367)	—	(2,326,836)	—	(1,025,004)	(205,001)
72	391.81	Aircraft Computer Equipment		—	—	—	—	—	—	20.0000 %	—	—	—	—	—	—
73	391.9	Computer & Electronic Equipment		—	—	—	—	—	—	0.0000 %	—	—	—	—	—	—
74	391.99	Cloud Computing		—	—	—	—	—	—	7.6923 %	—	—	—	—	—	—
75	392	Transportation Equipment		—	—	—	—	—	—	0.0000 %	—	—	—	—	—	—
76	392.2	Transportation Equipment Pickup Trucks and		—	—	—	—	—	—	0.0000 %	—	—	—	—	—	—
77	392.3	Transpor Equip(Trucks 3/4 to 3 Ton)		—	—	—	—	—	—	0.0000 %	—	—	—	—	—	—
78	392.5	Trailers		—	—	—	—	—	—	0.0000 %	—	—	—	—	—	—
79	393	Stores Equipment		—	—	—	—	—	—	0.0000 %	—	—	—	—	—	—
80	394	Tools, Shop and Garage Equipment		—	—	—	—	—	—	0.0000 %	—	—	—	—	—	—
81	395	Lab Equipment		—	—	—	—	—	—	0.0000 %	—	—	—	—	—	—
82	396	Major Work Equipment		—	—	—	—	—	—	0.0000 %	—	—	—	—	—	—
83	397	Communication Equipment		—	—	—	—	—	—	5.0000 %	—	—	—	—	—	—
84	398	Miscellaneous Equipment		—	—	—	—	—	—	0.0000 %	—	—	—	—	—	—
85	399	Other Tangible Property		—	—	—	—	—	—	0.0000 %	—	—	—	—	—	—
86		<b>Subtotal</b>		<u>\$(9,616,707)</u>	<u>\$78</u>	<u>\$(9,616,629)</u>	<u>\$(2,718,093)</u>	<u>\$—</u>	<u>\$(2,718,093)</u>		<u>\$(499,000)</u>	<u>\$—</u>	<u>\$(2,718,093)</u>		<u>\$(1,197,358)</u>	<u>\$(219,817)</u>
87																
88		<b>TOTAL</b>		<u>\$(9,616,707)</u>	<u>\$78</u>	<u>\$(9,616,629)</u>	<u>\$(2,718,093)</u>	<u>\$—</u>	<u>\$(2,718,093)</u>		<u>\$(499,000)</u>	<u>\$—</u>	<u>\$(2,718,093)</u>		<u>\$(1,197,358)</u>	<u>\$(219,817)</u>
89		Rate Base Adjustments		—	—	—	—	—	—		—	—	—	44.0514%	—	—
90		<b>Adjusted Total</b>		<u>\$(9,616,707)</u>	<u>\$78</u>	<u>\$(9,616,629)</u>	<u>\$(2,718,093)</u>	<u>\$—</u>	<u>\$(2,718,093)</u>		<u>\$(499,000)</u>	<u>\$—</u>	<u>\$(2,718,093)</u>		<u>\$(1,197,358)</u>	<u>\$(219,817)</u>

(1)

(1) The company's asset management system does not track accumulated depreciation on a single workorder basis. For the total accumulated depreciation, please see tab IRA-11a, 11b.

**Texas Gas Service Company, a Division of ONE Gas, Inc. - West North Service Area**  
**Interim Rate Adjustment Application**  
**12 Month Period Ending December 31, 2023**  
**Calculation of Federal Income Tax**

Line No.	Description	Prior Year 2022			Current Year 2023	
(a)	(b)	(c)	(d)	(e)	(g)	(h)
10	Return on Investment					
11		Invested Capital	\$690,675,720		\$751,074,938	
12		Rate of Return	<u>7.3800%</u>		<u>7.3800%</u>	
13		Return on Investment		\$50,971,868		\$55,429,330
14						
15	Interest Expense					
16		Invested Capital	\$690,675,720		\$ 751,074,938	
17		Weighted Cost of Debt	<u>1.6500%</u>		<u>1.6500%</u>	
18		Interest Expense		<u>\$11,396,149</u>		<u>\$12,392,736</u>
19						
20	After Tax Income			<u>\$39,575,719</u>		<u>\$43,036,594</u>
21						
22	Gross-up Factor		=1+(E26/(1-E26))	1.265822785	=1+(H26/(1-H26))	1.265822785
23						
24	Before Tax Return			<u>\$50,095,847</u>		<u>\$54,476,701</u>
25						
26	Federal Income Tax Rate*			21.%		21.%
27						
28	Federal Income Tax			<u>\$10,520,128</u>		<u>\$11,440,107</u>
29						
30	Change in Federal Income Tax					<u><u>\$919,979</u></u>

**Texas Gas Service Company, a Division of ONE Gas, Inc. - West North Service Area**  
**Interim Rate Adjustment Application**  
**12 Month Period Ending December 31, 2023**  
**Ad Valorem and Revenue-related Tax**

Line No.	Description	Beginning Tax	Change	Current Tax	Notes
(a)	(b)	(c)	(d)	(e)	(f)
10	<b>Non Revenue - Related</b>				
11					
12	Ad Valorem Tax	\$7,303,341	\$606,228	\$7,909,569	
13					
14	<b>Revenue - Related</b>				
15					
16	State Gross Receipts - Tax				
17	Local Gross Receipts - Tax				
18	Railroad Commission - Gas Utility Tax				
19					
20	<b>Total Revenue Related Taxes</b>	<u>\$—</u>	<u>\$—</u>	<u>\$—</u>	
21					
22					
23	<b>TOTAL TAXES OTHER THAN INCOME</b>	<u>\$7,303,341</u>	<u>\$606,228</u>	<u>\$7,909,569</u>	
24					
25					
26	<u>Ad Valorem Tax Change:</u>				
27	Gross Plant at 12/31/2023		\$727,136,231		1
28	Ad Valorem Tax Rate		<u>1.0878%</u>		2
29	Ad Valorem Tax at 12/31/2023		\$7,909,569		
30	Ad Valorem Tax per Case No. 12849		<u>\$7,303,341</u>		
31	Change		<u>\$606,228</u>		

Note 1 TGS used the adjusted net plant amount instead of Gross Plant.

Note 2 TGS used the current effective rate instead of the effective rate from the last rate case (Case No. 9896).  
Revenue related taxes are collected separately on the Customer's bill and are not part of the Company's revenue requirement.

Note 3 requirement.

**Texas Gas Service Company, a Division of ONE Gas, Inc. - West North Service Area**  
**Interim Rate Adjustment Application**  
**12 Month Period Ending December 31, 2023**  
**Footnotes**

IRA Schedule	Reference	Comments
(a)	(b)	(c)
1	line 17	TGS is showing the ad valorem tax rate based on this rate filing and has used this rate to calculate the current ad valorem tax.
4	line 134	Average bill usage per Case No. 9896
4	line 103	Average monthly bill calculated using \$6.64 per Mcf cost of gas.
5	line 53	Fort Bliss is included in the WNSA and is properly allocated a share of the increase. However, as a contract customer, Fort Bliss' rates will not change as a result of this filing. By contract, Fort Bliss is subject to a separate annual rate review process.
6	line 74	Column E, includes Rule 8.209 projects in the amount of \$1,684,506
6a	Line 74	Column E, includes Rule 8.209 projects in the amount of \$—
7	line 73	Column E, includes Rule 8.209 projects in the amount of \$1,905,182
7a	Line 71	Column E, includes Rule 8.209 projects in the amount of \$—
8	73	Column E, includes a year-over-year change in Rule 8.209 projects in the amount of \$220,676
12	5109	Blanket orders do not have in-service dates
12	5110	Note 2: Adjustments were made to remove meal activity over \$25 threshold and hotel activity over \$175 threshold.
13	line 352	Blanket orders do not have in-service dates
14b	Line 303	Calculation of change in Allocation factors from December 31, 2022.
14b	Line 352	Projects still in CWIP but adjustments were made to remove 2023 meal and hotel activity over threshold.
16 & 17	Column H	Accumulated Depreciation for Direct Plant can be found on IRA 5, IRA 7 & IRA 8
16a & 17a	Column H	Accumulated Depreciation for Direct Plant can be found on IRA 5, IRA 7a & IRA 8a
18a & 19a	Column H	Accumulated Depreciation for Division Plant can be found on IRA 9a, IRA 10a & IRA 11a
18b & 19b	Column I	Accumulated Depreciation for Corporate Plant can be found on IRA 9b, IRA 10b & IRA 11b
21	Line 33	TGS used the adjusted net plant amount instead of Gross Plant.
21	Line 34	TGS used the current effective rate instead of the effective rate from the last rate case (Case No. 9896).
21	Line 35	Revenue related taxes are collected separately on the Customer's bill and are not part of the Company's revenue requirement.



**Texas Gas Service Company, a Division of ONE Gas, Inc. - West North Service Area**  
**Interim Rate Adjustment Application**  
**12 Month Period Ending December 31, 2023**  
**Signature Page**

I certify that I am the responsible official of Texas Gas Service Company, a Division of ONE Gas, Inc. - West-North Service Area; that I have examined the foregoing report; that to the best of my knowledge, information, and belief, all statements of fact contained in the said report are true and the said report is a correct statement of the business and affairs of the above-named respondent in respect to each and every matter set forth therein during the 12 Month Period Ending December 31, 2023

I understand that until the issuance of a final order or decision by a regulatory authority in a rate case that is filed after the implementation of a rate schedule under this section, all amounts collected under the rate schedules before the filing of the rate case are subject to refund.

3/5/24  
Date

  
Signature

Title: Manager, Rates and Regulatory

Address: 1301 S. MoPac Expressway Ste. 400  
Austin, TX 78746

Phone: 512-370-8264

Email address: Marie.Michels@onegas.com

---

**Alternative contact regarding this report:**

Name: Judy Hitchye

Title: Managing Attorney

Address: 1301 S. MoPac Expressway Ste. 400  
Austin, Texas 78746

Phone: (512) 370-8229

Email address: Judy.Hitchye@onegas.com

TEXAS GAS SERVICE COMPANY, A  
DIVISION OF ONE GAS, INC'S TEST YEAR  
2023 GAS RELIABILITY INFRASTRUCTURE  
PROGRAM INTERIM RATE ADJUSTMENT  
FOR THE UNINCORPORATED AREAS OF  
THE WEST NORTH SERVICE AREA

§  
§  
§  
§  
§  
§

BEFORE THE  
RAILROAD COMMISSION  
OF TEXAS

AFFIDAVIT

STATE OF TEXAS §  
§  
COUNTY OF TRAVIS §

BEFORE ME, the undersigned authority, on this day personally appeared Marie Michels, who, having been placed under oath by me, did depose as follows:

1. "My name is Marie Michels. I am over the age of eighteen (18) and fully competent to make this affidavit. I am employed by Texas Gas Service Company, a division of ONE Gas, Inc. ("TGS" or "Company") as Manager of Rates and Regulatory.


2. I have prepared the foregoing Affidavit and the information contained in this document is true and correct to the best of my knowledge.

3. TGS is a provider of natural gas utility service to customers located within the West North Service Area environs which includes Aledo, Andrews, Anthony, Barstow, Borger, Breckenridge, Bryson, Canutillo, Clint, Crane, Dell City, El Paso, Fabens, Graford, Graham, Horizon City, Hudson Oaks, Jacksboro, Jermyn, McCamey, Millsap, Mineral Wells, Monahans, Palo Pinto, Pecos, Perrin, Possum Kingdom, Punkin Center, Pyote, San Elizario, Skellytown, Socorro, Thorntonville, Vinton, Weatherford, Whitt, Wickett, Willow Park, and Wink, Texas ("WNSA Environs").

4. I have reviewed the schedules filed by the Company in this docket. These schedules are accurate summaries of the books and records of TGS, for the period beginning January 1, 2023, and ending December 31, 2023.

  
\_\_\_\_\_  
Marie Michels

SWORN TO AND SUBSCRIBED BEFORE ME on the 29th day of February, 2024, by Marie Michels.



  
\_\_\_\_\_  
Notary Public, State of Texas

GAS UTILITY CASE NO. 00016546

TEXAS GAS SERVICE COMPANY, A	§	
DIVISION OF ONE GAS, INC'S TEST YEAR	§	BEFORE THE
2023 GAS RELIABILITY INFRASTRUCTURE	§	
PROGRAM INTERIM RATE ADJUSMENT	§	RAILROAD COMMISION
FOR THE UNINCORPORATED AREAS OF	§	
THE WEST NORTH SERVICE AREA	§	OF TEXAS

AFFIDAVIT

STATE OF OKLAHOMA §  
COUNTY OF OKLAHOMA §

BEFORE ME, the undersigned authority, on this day, personally appeared Rampriya Ramkumar, who being by me duly sworn and deposed as follows:

1. My name is Rampriya Ramkumar. I am over the age of eighteen (18) and fully competent to make this affidavit.
2. I am employed as the Director of Accounting for ONE Gas, Inc., and have personal knowledge of the facts herein stated.
3. Texas Gas Service Company, a division of ONE Gas, Inc. ("TGS"), keeps its books and records in accordance with the rules of the Railroad Commission of Texas and the Uniform System of Accounts established by the Federal Energy Regulatory Commission for gas utilities. Other business records of TGS are maintained in a manner consistent with normal business practices.
4. I hereby swear and affirm that these facts are true and correct.

Rampriya  
Rampriya Ramkumar

SWORN TO AND SUBSCRIBED BEFORE ME on the 29 day of February, 2024,  
by Rampriya Ramkumar.



Shawnessy Enterline  
Notary Public, State of Oklahoma

**TEST YEAR 2023 WNSA ENVIRONS  
GRIP  
EARNINGS MONITORING REPORT**



**Annual Earnings Monitoring Report**

**OF**

**TEXAS GAS SERVICE COMPANY, A DIVISION OF ONE GAS INC. - WEST NORTH SERVICE AREA**

**TO THE**

**RAILROAD COMMISSION OF TEXAS**

**FOR THE**

**Twelve Month Period Ending December 31, 2023**

**Check one:**

**This is an original submission [X ]**

**This is a revised submission [ ]**

**Date of submission: March 8, 2024**

**TEXAS GAS SERVICE COMPANY, A DIVISION OF ONE GAS, INC - WEST NORTH SERVICE AREA**  
**INTERIM RATE ADJUSTMENT - TWELVE MONTHS ENDED DECEMBER 31, 2023**

**ANNUAL EARNINGS MONITORING REPORT**

Line No.	Description	At Rates At 12/31/2022			At Rates At 12/31/2023			
		Reference	Adjustment Amount	Total	Reference	Increase/Decrease Amount	Total	
	(a)	(b)	(c)	(d)	(e)	(f)	(g)	(h)
1	Total Operating Revenues	\$127,465,775		\$163,136,256	\$290,602,031		\$6,856,338	\$297,458,369
2								
3	Operating Expenses:							
4								
5	Gas Cost - Commodity Costs	\$—		\$160,714,574	\$160,714,574		\$(8,547,986)	\$152,166,587
6	Operation and Maintenance Expense	49,585,345		4,978,238	54,563,583		3,322,069	57,885,652
7	Depreciation and Amortization Expense	24,212,563		(2,271,086)	21,941,477		6,459,099	28,400,576
8	Interest on Customer Deposits	4,703		(2,177)	2,526		117,961	120,487
9	Interest on Customer Advances	—		—	—		—	—
10	Taxes Other Than Income Taxes	9,914,019		(2,498,564)	7,415,455		602,096	8,017,551
11								
12	Total Operating Expense Before							
13	Federal Income Taxes	\$83,716,630		\$160,920,984	\$244,637,614		\$1,953,240	\$246,590,854
14								
15	Total Operating Income Before							
16	Federal Income Taxes	\$43,749,145		\$2,215,271	\$45,964,416		\$4,903,099	\$50,867,515
17								
18	Federal Income Taxes	\$(9,008,463)		\$(734,794)	\$(9,743,257)		\$(789,104)	\$(10,532,361)
19								
20	Return on Rate Base	\$34,740,682		\$1,480,477	\$36,221,159		\$4,113,995	\$40,335,154
21								
22								
23	Rate Base	\$588,546,463		\$51,125,531	\$639,671,994		\$51,806,859	\$691,478,853
24	Percent Return on Rate Base	5.90%			5.66%		0.17%	5.83%
25								
26								
27								
28	Notes							
29	1. Column (g) is the adjustment needed to arrive at the 2023 amounts shown in Column (h)							

**Signature Page**  
**Texas Gas Service Company, a Division of ONE Gas, Inc. - West North Service Area**  
**Railroad Commission of Texas-Interim Cost Recovery and Rate Adjustment Report**

I certify that I am the responsible official of Texas Gas Service Company, a Division of ONE Gas, Inc.; that I have examined the foregoing report; that to the best of my knowledge, information, and belief, all statements of fact contained in the said report are true and the said report is a correct statement of the business and affairs of the above-named respondent in respect to each and every matter set forth therein during the period from January 1, 2023 to December 31, 2023 inclusive.

I understand until the issuance of a final order or decision by a regulatory authority in a rate case that is filed after the implementation of a tariff or rate schedule under this section, all amounts collected under the tariff or rate schedule before the filing of the rate case are subject to refund.

3/5/24

Date



Signature

Name: Marie Michels  
Title: Manager, Rates and Regulatory  
Address: 1301 S. MoPac Expressway Ste. 400  
Austin, TX 78746  
Phone: (512) 370- 8264  
Email address: [Marie.Michels@onegas.com](mailto:Marie.Michels@onegas.com)

---

**Alternative** contact regarding this report:

Name: Judy Hitchye  
Title: Managing Attorney  
Address: 1301 S. MoPac Expressway Ste. 400  
Austin, TX 78746  
Phone: (512)-370-8229  
Email address: [Judy.Hitchye@onegas.com](mailto:Judy.Hitchye@onegas.com)